

**DRAWING LIST**

Sheet Number	Sheet Name
A00	Cover Sheet & Drawing List
A01	Existing Conditions - Site Context & Location Plan
A02	Existing Conditions - Site Plan
A03	Proposed Site Plan
A04	Proposed Floor Plan - Ground Level
A05	Proposed Floor Plan - First Level North
A06	Proposed Floor Plan - First Level South
A07	Proposed Floor Plan - Roof
A08	Proposed Elevations Coordination
A09	Proposed Elevations Colour
A10	Proposed Sections
A11	Proposed 3D Images
A12	Shadow Diagrams - 22nd September
A13	Landscape Plan
A14	3D IMAGES

Disclaimer: This drawing and design is subject to copyright and may not be reproduced without prior written consent. Contractor to verify all dimensions on site before commencing work. Report all discrepancies to EKIST prior to construction. Figured dimensions take precedence over scaled dimensions.

Drawing Status: NORTH POINT

**TOWN PLANNING**

Rev	Date	Description
1	31/07/17	Town Planning Application
2	04/10/17	Town Planning Finish Rev


Building Surveyor  
Design Guide Consulting  
03 9602 4803  
Level 2, 167-169 Queens Street, Melbourne, VIC 3000

Landscape Architect  
Botanic  
0417 375 707  
PO Box 76, Ivanhoe, VIC 3079

Traffic Engineer  
onemilgrid  
(03) 9939 8250  
155 Keele Street, Collingwood, VIC 3066

Structural Engineer  
CYSUM  
0432 282 363  
5 Frilay Drive, Williams Landing, VIC 3027

Services, Civil Engineer  
Wood & Grieve Engineers  
PH: 0402 886 853  
Level 2, 570 Bourke Street, Melbourne, VIC 3000



Client  
**CHRISTIAN LIFE ASSEMBLY**  
374-378 Blackburn Road  
Glen Waverley VIC 3150  
Ph. 9886 4799

Practitioner of Record  
**EKIST**  
Suite 164,  
585 Little Collins Street,  
Melbourne VIC 3000  
Ph. 0432 987 378



Project  
**Christian Life Assembly**  
374-384 Blackburn Road Glen Waverley VIC

Drawing Title: Architectural Drawings  
**Cover Sheet & Drawing List**

Drawn	Checked	Approved	Scale
SY	WL	SL	
Date	Job Number		
13/10/2017	<b>14P0710</b>		

Scale	Revision
Scale 1:50	
<b>TP A00</b>	<b>2</b>

Disclaimer: This drawing and design is subject to copyright and may not be reproduced without prior written consent. Contractor to verify all dimensions on site before commencing work. Report all discrepancies to EKIST prior to construction. Figured dimensions take precedence over scaled dimensions.



Drawing Status

**TOWN PLANNING**

Rev	Date	Description
1	31/07/17	Town Planning Application



Building Surveyor  
Design Guide Consulting  
03 9602 4803  
Level 2, 167-169 Queens Street, Melbourne, VIC 3000

Landscape Architect  
Botanic  
0417 375 707  
PO Box 76, Ivanhoe, VIC 3079

Traffic Engineer  
onemilgrid  
(03) 9939 8250  
159 Keele Street, Collingwood, VIC 3066

Structural Engineer  
CYSUM  
0432 282 363  
5 Frilay Drive, Williams Landing, VIC 3027

Services, Civil Engineer  
Wood & Grieve Engineers  
PH. 0402 886 853  
Level 2, 570 Bourke Street, Melbourne, VIC 3000



Client  
**CHRISTIAN LIFE ASSEMBLY**  
374-378 Blackburn Road  
Glen Waverley VIC 3150  
Ph. 9886 4799

Practitioner of Record  
**EKIST**  
Suite 164,  
585 Little Collins Street,  
Melbourne VIC 3000  
Ph. 0432 987 378

Project  
**Christian Life Assembly**  
374-384 Blackburn Road Glen Waverley VIC

Drawing Title  
**Existing Conditions - Site Context & Location Plan**

Drawn	Checked	Approved	Scale
SY	WT	SL	1 : 500

Date	Job Number
15/07/2017	<b>14P0710</b>

Scale	Revision
1:500	<b>1</b>

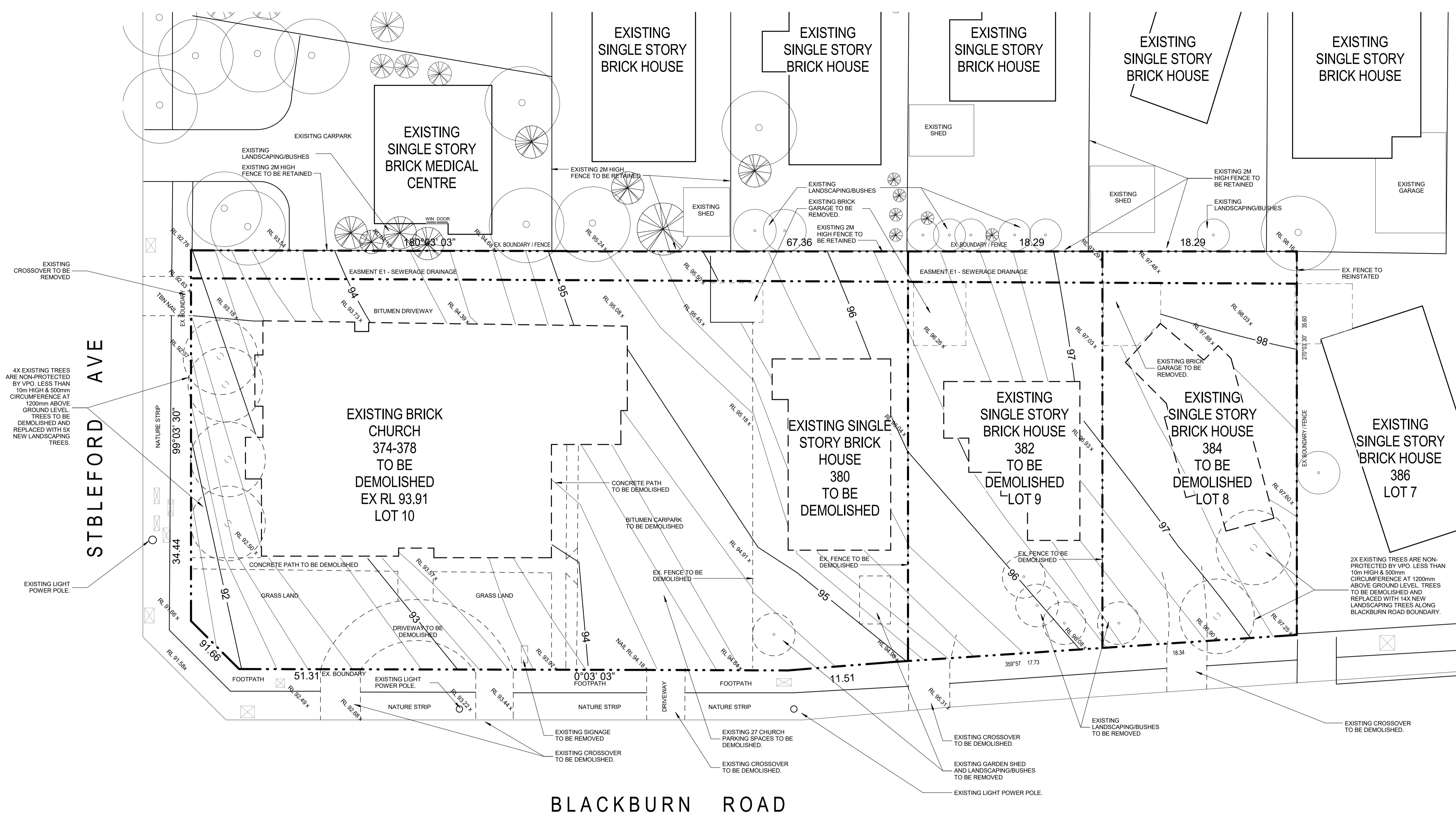
ekist

TP A01

Drawing Status

**TOWN PLANNING**

Rev	Date	Description
1	31/07/17	Town Planning Application



- Building Surveyor  
Design Guide Consulting  
03 9602 4803  
Level 2, 167-169 Queens Street, Melbourne, VIC 3000
- Landscape Architect  
Botanic  
0417 375 707  
PO Box 76, Ivanhoe, VIC 3079
- Traffic Engineer  
onemilgrid  
(03) 9939 8250  
1159 Keele Street, Collingwood, VIC 3066
- Structural Engineer  
CYSUM  
0432 282 363  
5 Frilay Drive, Williams Landing, VIC 3027
- Services, Civil Engineer  
Wood & Griev Engineers  
PH. 0402 886 853  
Level 2, 570 Bourke Street, Melbourne, VIC 3000



Client

**CHRISTIAN LIFE ASSEMBLY**  
374-378 Blackburn Road  
Glen Waverley VIC 3150  
Ph. 9886 4799

Practitioner of Record

**EKIST**  
Suite 164,  
585 Little Collins Street,  
Melbourne VIC 3000  
Ph. 0432 987 378

Project

**Christian Life Assembly**  
374-384 Blackburn Road Glen Waverley VIC

Drawing Title  
**Existing Conditions - Site Plan**

Drawn	Checked	Approved	Scale
SY	WT	SL	1 : 200
Date	Job Number		Revision
15/07/2017	<b>14P0710</b>		1
Scale 1:100			TP A02

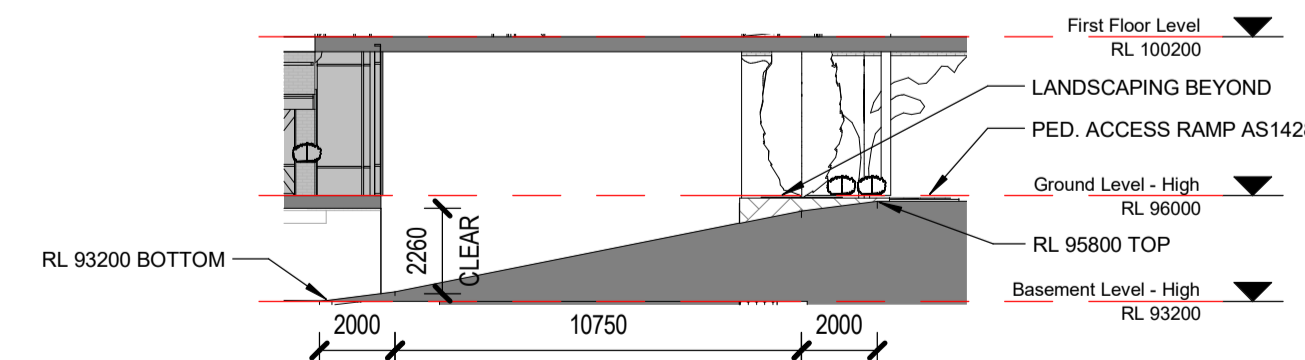
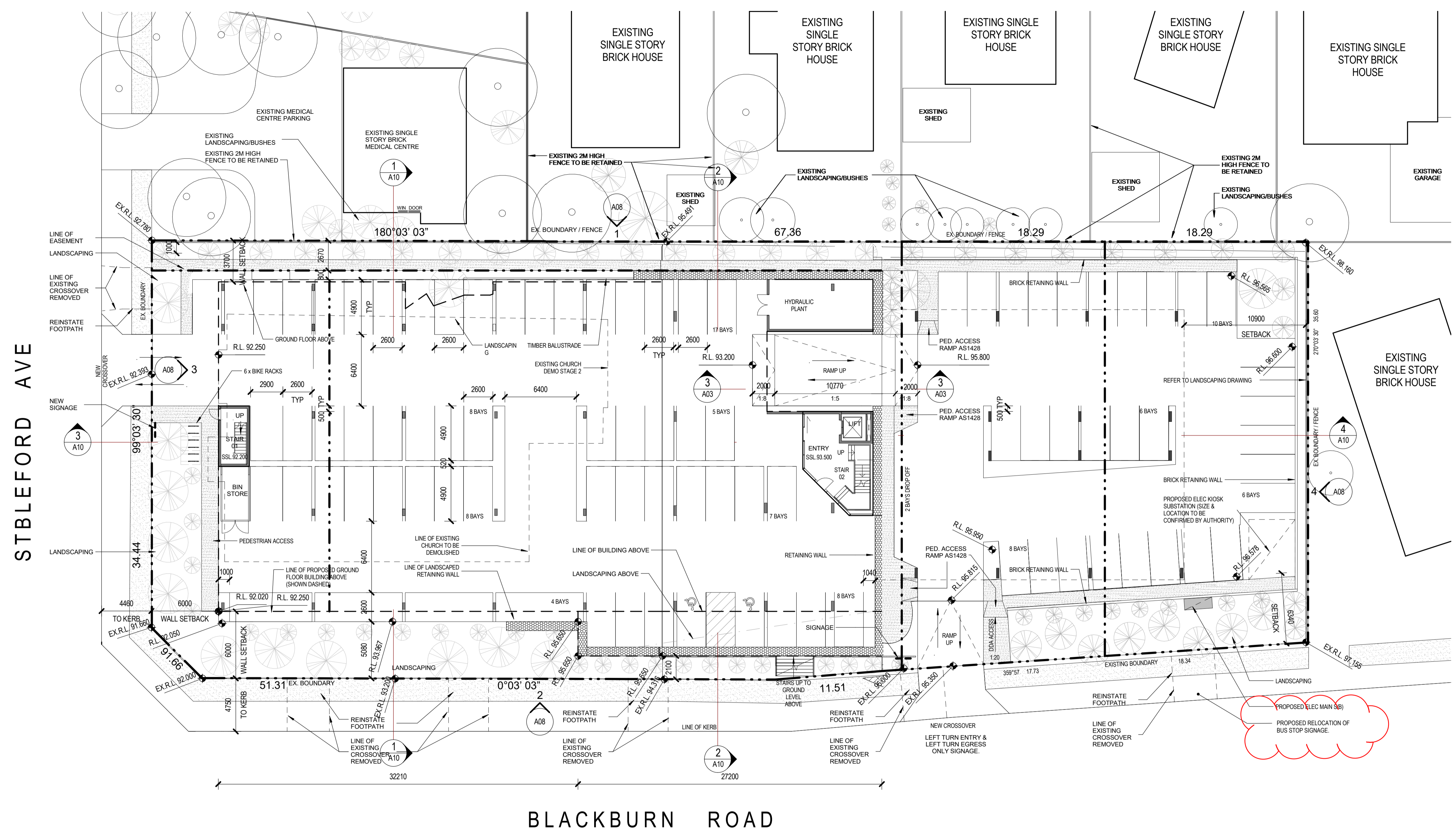
ekist



Drawing Status

**TOWN PLANNING**

Rev	Date	Description
1	31/07/17	Town Planning Application
2	04/10/17	Town Planning Finish Rev



**NOTES**

**CARPARKING**  
 BASEMENT LEVEL 57 BAYS  
 GROUND LEVEL 32 BAYS  
 TOTAL 89 BAYS

TO BE READ IN CONJUNCTION WITH TRAFFIC ENGINEERING REPORT

**LANDSCAPING**  
 TO BE READ IN CONJUNCTION WITH LANDSCAPE ARCHITECTS DRAWINGS AND SPECIFICATIONS.

**3** VEHICLE RAMP - BASEMENT TO GROUND LEVEL  
 1 : 200

Building Surveyor  
 Design Guide Consulting  
 03 9602 4803  
 Level 2, 167-169 Queens Street, Melbourne, VIC 3000

Landscape Architect  
 Botanix  
 0417 375 707  
 PO Box 76, Ivanhoe, VIC 3079

Traffic Engineer  
 onemilgrid  
 (03) 9939 8250  
 1159 Keele Street, Collingwood, VIC 3066

Structural Engineer  
 CYSUM  
 0432 282 363  
 5 Frilay Drive, Williams Landing, VIC 3027

Services, Civil Engineer  
 Wood & Grive Engineers  
 PH. 0402 886 853  
 Level 2, 570 Bourke Street, Melbourne, VIC 3000



Client  
**CHRISTIAN LIFE ASSEMBLY**  
 374-378 Blackburn Road  
 Glen Waverley VIC 3150  
 Ph. 9886 4799

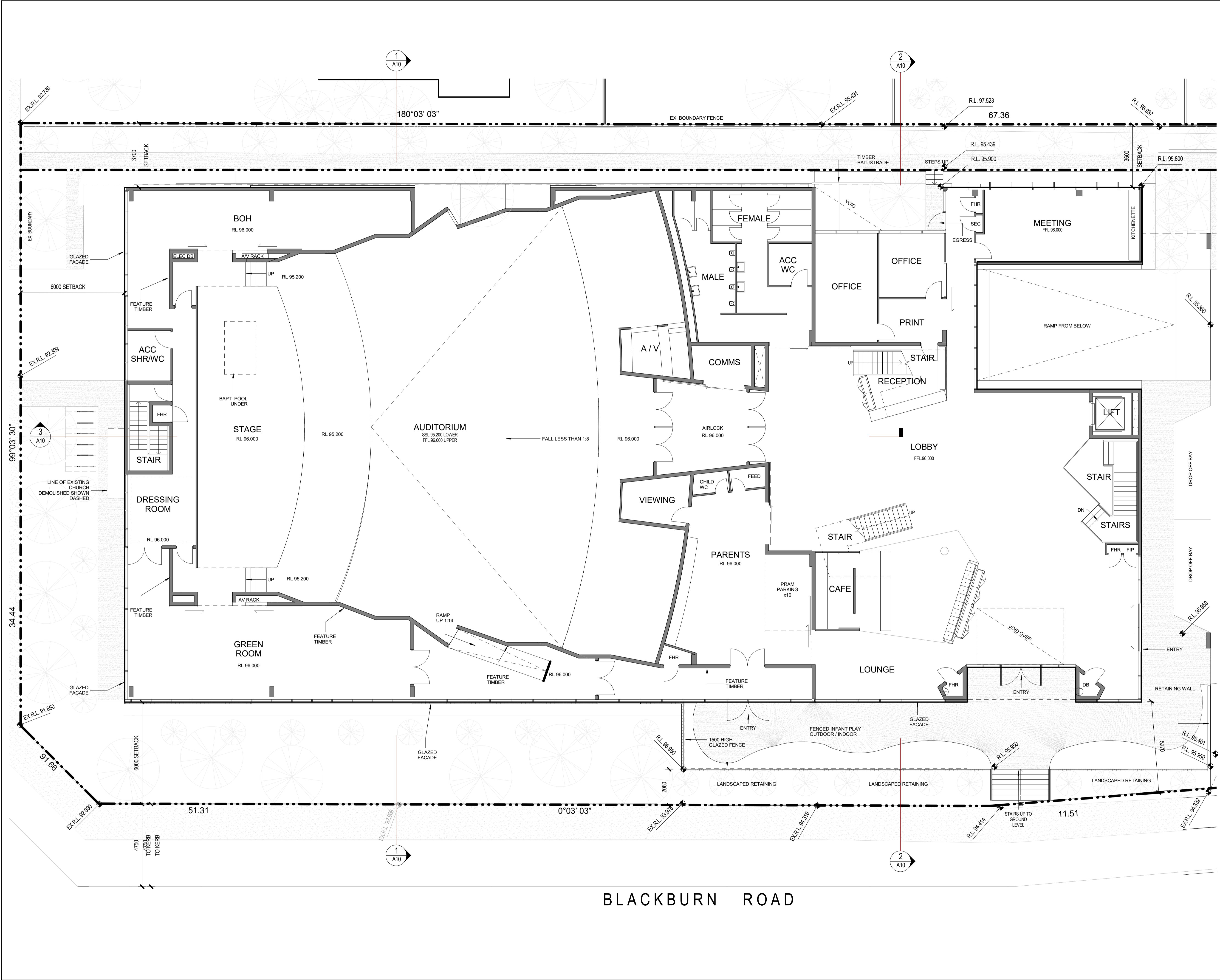
Practitioner of Record  
**EKIST**  
 Suite 164,  
 585 Little Collins Street,  
 Melbourne VIC 3000  
 Ph. 0432 987 378

Project  
**Christian Life Assembly**  
 374-384 Blackburn Road Glen Waverley VIC

Drawing Title  
**Proposed Site Plan**

Drawn SY	Checked WT	Approved SL	Scale 1 : 200
Date 15/07/2017	Job Number <b>14P0710</b>		Revision
Scale 1:50			<b>TP A03</b>

Rev	Date	Description
1	31/07/17	Town Planning Application



Building Surveyor  
Design Guide Consulting  
03 9602 4803  
Level 2, 167-169 Queens Street, Melbourne, VIC 3000

Landscape Architect  
Botanic  
0417 375 707  
PO Box 76, Ivanhoe, VIC 3079

Traffic Engineer  
onemilgrid  
(03) 9939 8250  
1159 Keele Street, Collingwood, VIC 3066

Structural Engineer  
CYSUM  
0432 282 363  
5 Frilay Drive, Williams Landing, VIC 3027

Services, Civil Engineer  
Wood & Grieve Engineers  
PH: 0402 885 853  
Level 2, 570 Bourke Street, Melbourne, VIC 3000



Client  
**CHRISTIAN LIFE ASSEMBLY**  
374-378 Blackburn Road  
Glen Waverley VIC 3150  
Ph. 9886 4799

Practitioner of Record  
**EKIST**  
Suite 164,  
585 Little Collins Street,  
Melbourne VIC 3000  
Ph. 0432 987 378

Project  
**Christian Life Assembly**  
374-384 Blackburn Road Glen Waverley VIC

Drawing Title  
**Proposed Floor Plan - Ground Level**

Drawn SY	Checked WT	Approved SL	Scale 1 : 100
Date 15/07/2017	Job Number <b>14P0710</b>		Revision

Scale 1:100

**TP A04** **1**

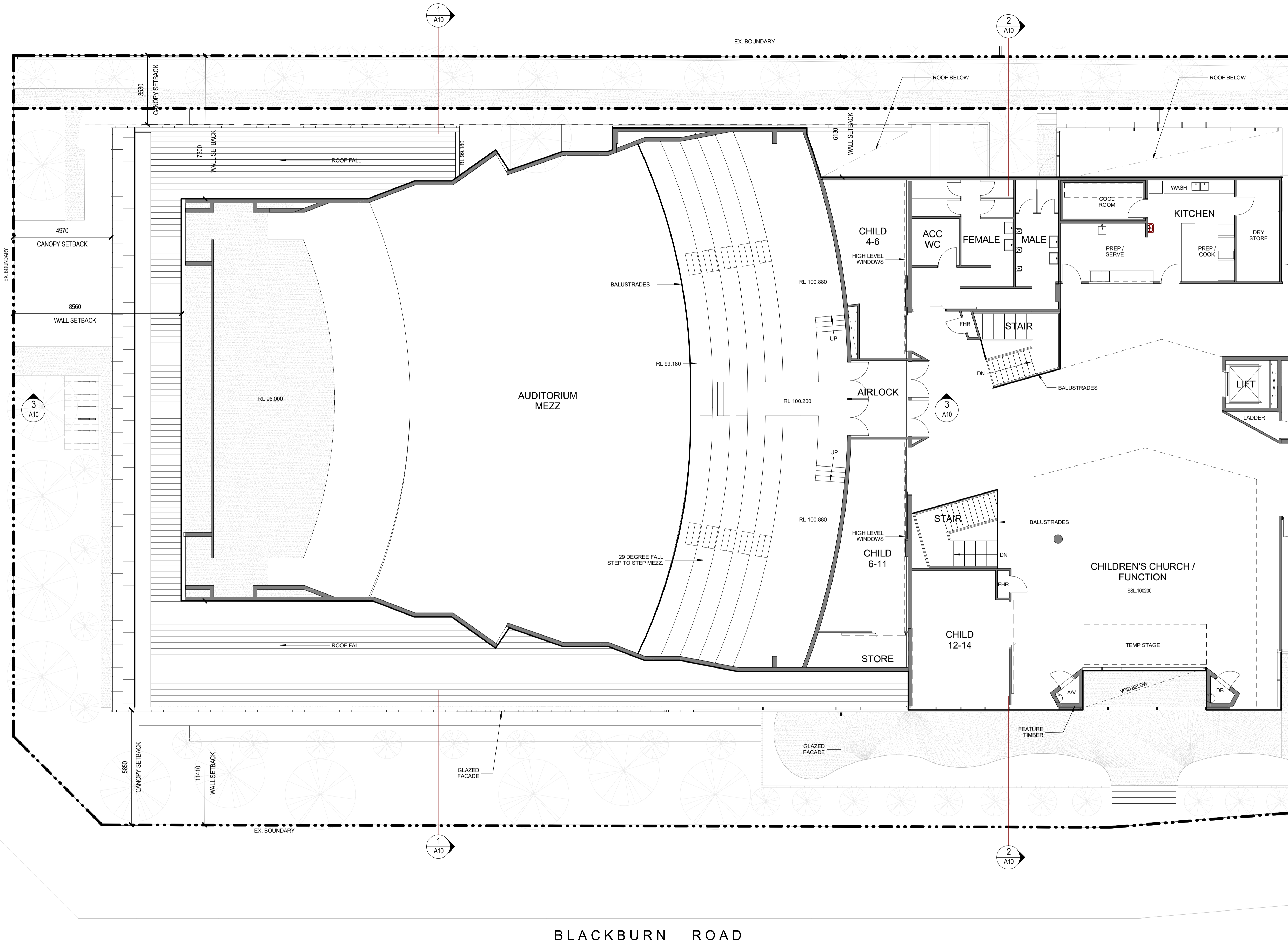
Disclaimer: This drawing and design is subject to copyright and may not be reproduced without prior written consent. Contractor to verify all dimensions on site before commencing work. Report all discrepancies to EKIST prior to construction. Figured dimensions take precedence over scaled dimensions.



Drawing Status

**TOWN PLANNING**

Rev	Date	Description
1	31/07/17	Town Planning Application



Building Surveyor  
Design Guide Consulting  
03 9602 4803  
Level 2, 167-169 Queens Street, Melbourne, VIC 3000

Landscape Architect  
Botanic  
0417 375 707  
PO Box 76, Ivanhoe, VIC 3079

Traffic Engineer  
onemilgrid  
(03) 9939 8250  
1159 Keele Street, Collingwood, VIC 3066

Structural Engineer  
CYSUM  
0432 282 363  
5 Frilay Drive, Williams Landing, VIC 3027

Services, Civil Engineer  
Wood & Grieve Engineers  
PH: 0402 886 853  
Level 2, 570 Bourke Street, Melbourne, VIC 3000



Client  
**CHRISTIAN LIFE ASSEMBLY**  
374-378 Blackburn Road  
Glen Waverley VIC 3150  
Ph. 9886 4799

Practitioner of Record  
**EKIST**  
Suite 164,  
585 Little Collins Street,  
Melbourne VIC 3000  
Ph. 0432 987 378



Project  
**Christian Life Assembly**  
374-384 Blackburn Road Glen Waverley VIC

Drawing Title  
**Proposed Floor Plan - First Level North**

Drawn	Checked	Approved	Scale
SY	WT	SL	1 : 100

Date  
15/07/2017

Job Number  
**14P0710**

Scale	Revision
1:100	1

TP A05

BLACKBURN ROAD

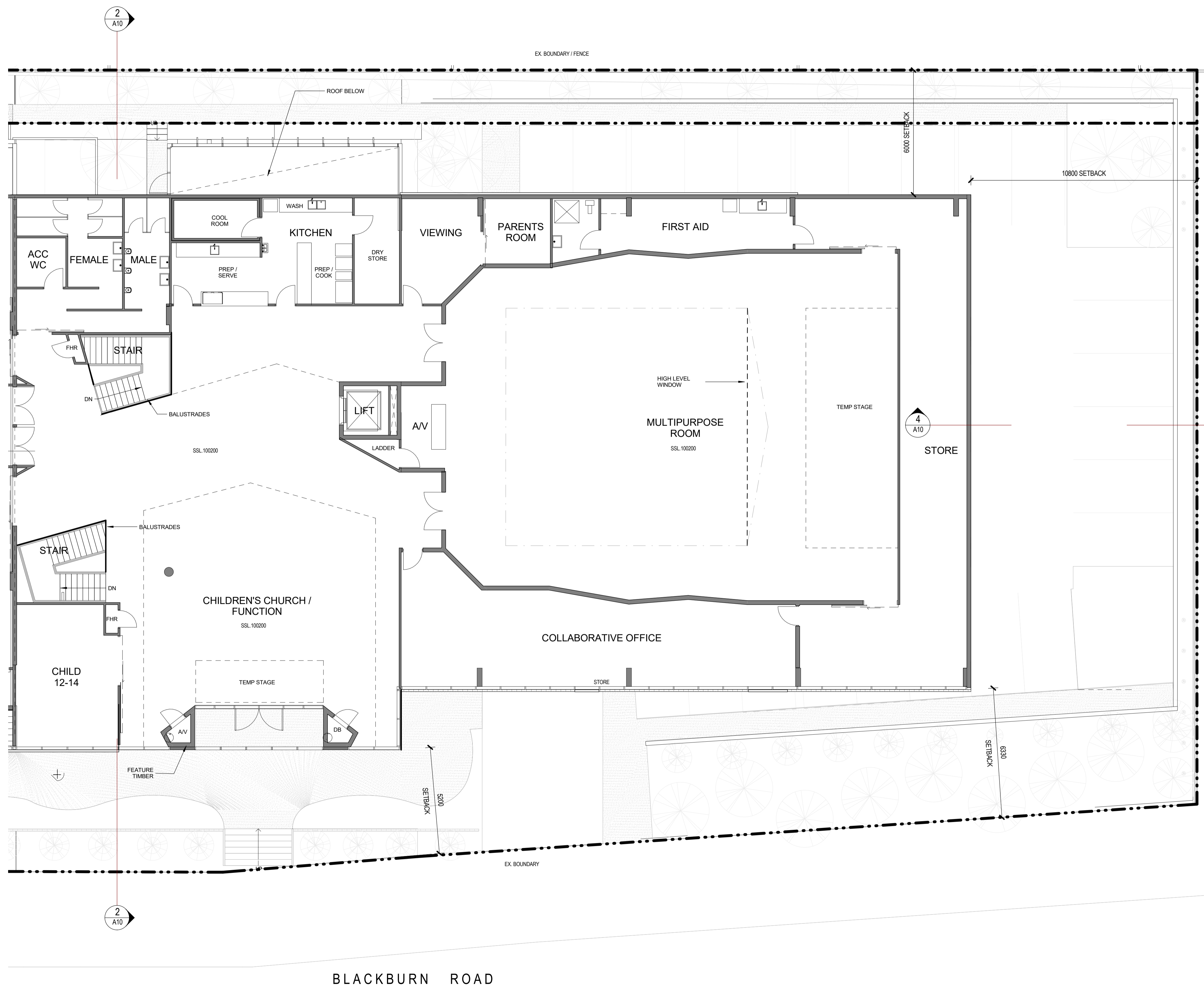
Disclaimer: This drawing and design is subject to copyright and may not be reproduced without prior written consent. Contractor to verify all dimensions on site before commencing work. Report all discrepancies to EKIST prior to construction. Figured dimensions take precedence over scaled dimensions.



Drawing Status

**TOWN PLANNING**

Rev	Date	Description
1	31/07/17	Town Planning Application



Building Surveyor  
Design Guide Consulting  
03 9602 4803  
Level 2, 167-169 Queens Street, Melbourne, VIC 3000

Landscape Architect  
Botanic  
0417 375 707  
PO Box 76, Ivanhoe, VIC 3079

Traffic Engineer  
onemilgrid  
(03) 9939 8250  
1155 Keele Street, Collingwood, VIC 3066


Structural Engineer  
CYSUM  
0432 282 363  
5 Frilay Drive, Williams Landing, VIC 3027

Services, Civil Engineer  
Wood & Grieve Engineers  
PH: 0402 886 853  
Level 2, 570 Bourke Street, Melbourne, VIC 3000



Client  
**CHRISTIAN LIFE ASSEMBLY**  
374-378 Blackburn Road  
Glen Waverley VIC 3150  
Ph. 9886 4799

Practitioner of Record  
**EKIST**  
Suite 164,  
585 Little Collins Street,  
Melbourne VIC 3000  
Ph. 0432 987 378



Project  
**Christian Life Assembly**  
374-384 Blackburn Road Glen Waverley VIC

Drawing Title  
**Proposed Floor Plan - First Level South**

Drawn	Checked	Approved	Scale
SH	WL	SL	1 : 100

Date  
15/07/2017

Job Number  
**14P0710**

Scale	Revision
Scale 1:100	<b>1</b>

TP A06

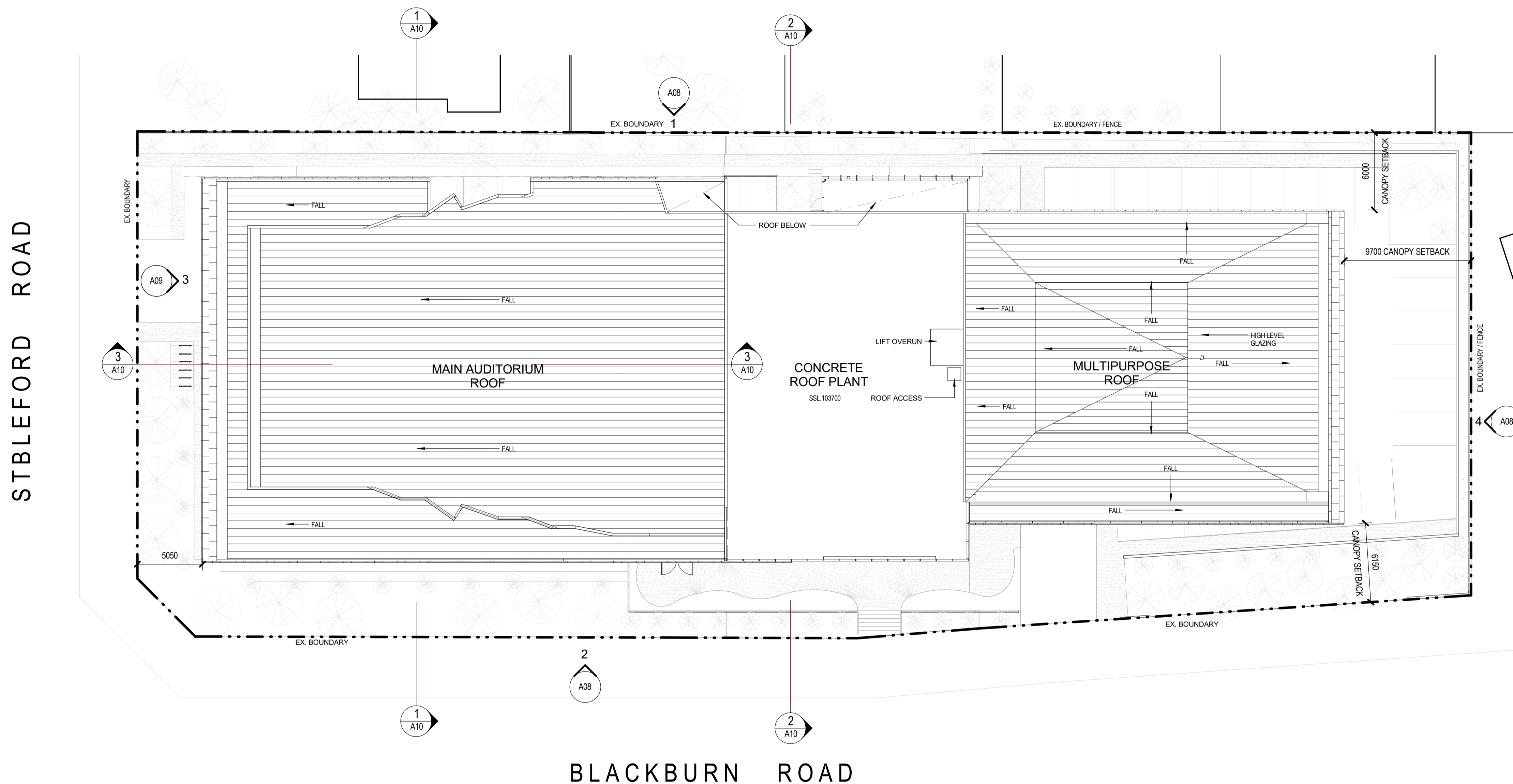
Disclaimer: This drawing and design is subject to copyright and may not be reproduced without prior written consent. Contractor to verify all dimensions on site before commencing work. Report all discrepancies to EKIST prior to construction. Figured dimensions take precedence over scaled dimensions.



Drawing Status

**TOWN PLANNING**

Rev	Date	Description
1	31/07/17	Town Planning Application



Building Surveyor  
Design Guide Consulting  
03 9602 4803  
Level 2, 167-169 Queens Street, Melbourne, VIC 3000

Landscape Architect  
Botanic  
0417 375 707  
PO Box 76, Ivanhoe, VIC 3079

Traffic Engineer  
onemilgrid  
(03) 9939 8250  
1155 Keele Street, Collingwood, VIC 3066

Structural Engineer  
CYSUM  
0432 282 363  
5 Frilay Drive, Williams Landing, VIC 3027

Services, Civil Engineer  
Wood & Grieve Engineers  
PH. 0402 886 853  
Level 2, 570 Bourke Street, Melbourne, VIC 3000



Client  
**CHRISTIAN LIFE ASSEMBLY**  
374-378 Blackburn Road  
Glen Waverley VIC 3150  
Ph. 9886 4799

Practitioner of Record

**EKIST**  
Suite 164,  
585 Little Collins Street,  
Melbourne VIC 3000  
Ph. 0432 987 378



Project  
**Christian Life Assembly**  
374-384 Blackburn Road Glen Waverley VIC

Drawing Title  
Architectural Drawings  
**Proposed Floor Plan - Roof**

Drawn SY	Checked WT	Approved SL	Scale 1 : 200
-------------	---------------	----------------	------------------

Date 15/07/2017	Job Number <b>14P0710</b>
--------------------	------------------------------

Scale 1:100	Revision <b>1</b>
----------------	----------------------

TP A07



Disclaimer: This drawing and design is subject to copyright and may not be reproduced without prior written consent. Contractor to verify all dimensions on site before commencing work. Report all discrepancies to EKIST prior to construction. Figured dimensions take precedence over scaled dimensions.



Drawing Status

**TOWN PLANNING**

Rev	Date	Description
1	31/07/17	Town Planning Application
2	04/10/17	Town Planning Finish Rev

**EXTERNAL FINISHES LEGEND**

COL	CONCRETE COLUMN
BK1	BRICK
GL1	GLAZING
MT1	CLADDING TYPE 1 STONE PANEL
MT2	METAL ROOF TYPE 2
MT3	METAL ROOF TYPE 3
SP1	SPANDREL PANEL - GLASS LOOK
SP2	SPANDREL PANEL - STONE LOOK

NOTE:  
TREES FRONT OF BUILDING NOT SHOWN FOR CLARITY. REFER TO COLOUR ELEVATIONS.

Building Surveyor  
Design Guide Consulting  
03 9602 4803  
Level 2, 167-169 Queens Street, Melbourne, VIC 3000

Landscape Architect  
Botanic  
0417 375 707  
PO Box 76, Ivanhoe, VIC 3079

Traffic Engineer  
onemilgrid  
(03) 9939 8250  
159 Keele Street, Collingwood, VIC 3066

Structural Engineer  
CYSUM  
0432 282 363  
5 Frinlay Drive, Williams Landing, VIC 3027

Services, Civil Engineer  
Wood & Grieve Engineers  
PH: 0402 886 853  
Level 2, 570 Bourke Street, Melbourne, VIC 3000



Client  
**CHRISTIAN LIFE ASSEMBLY**  
374-378 Blackburn Road  
Glen Waverley VIC 3150  
Ph. 9886 4799

Practitioner of Record  
**EKIST**  
Suite 164,  
585 Little Collins Street,  
Melbourne VIC 3000  
Ph. 0432 987 378

Project  
**Christian Life Assembly**  
374-384 Blackburn Road Glen Waverley VIC

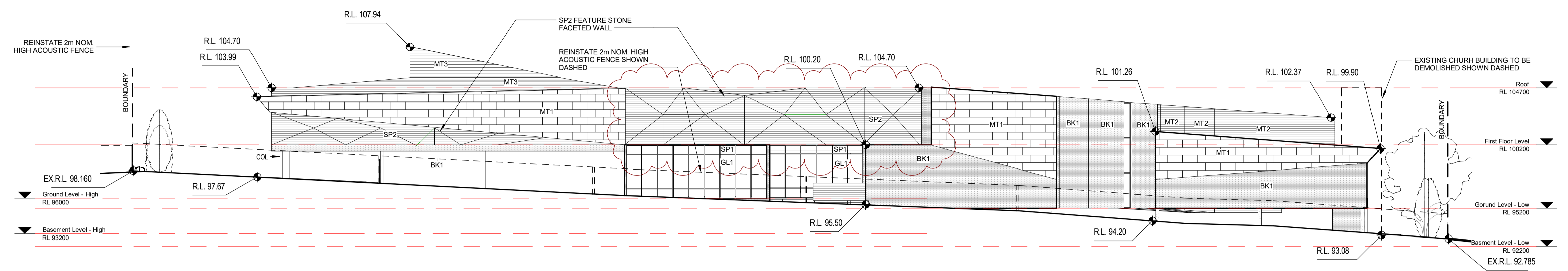
Drawing Title  
Architectural Drawings  
**Proposed Elevations Coordination**

Drawn	Checked	Approved	Scale
SY	WL	SL	1 : 200

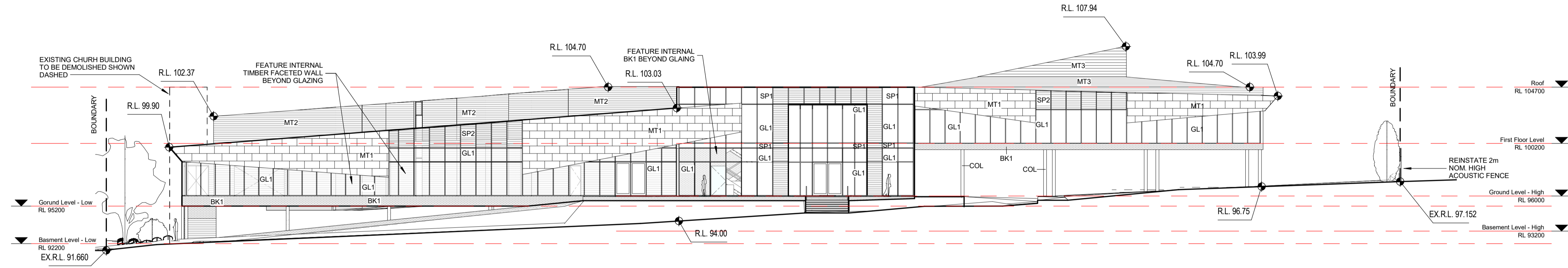
Date	Job Number
13/10/2017	<b>14P0710</b>

Scale	Revision
Scale 1:100	<b>2</b>

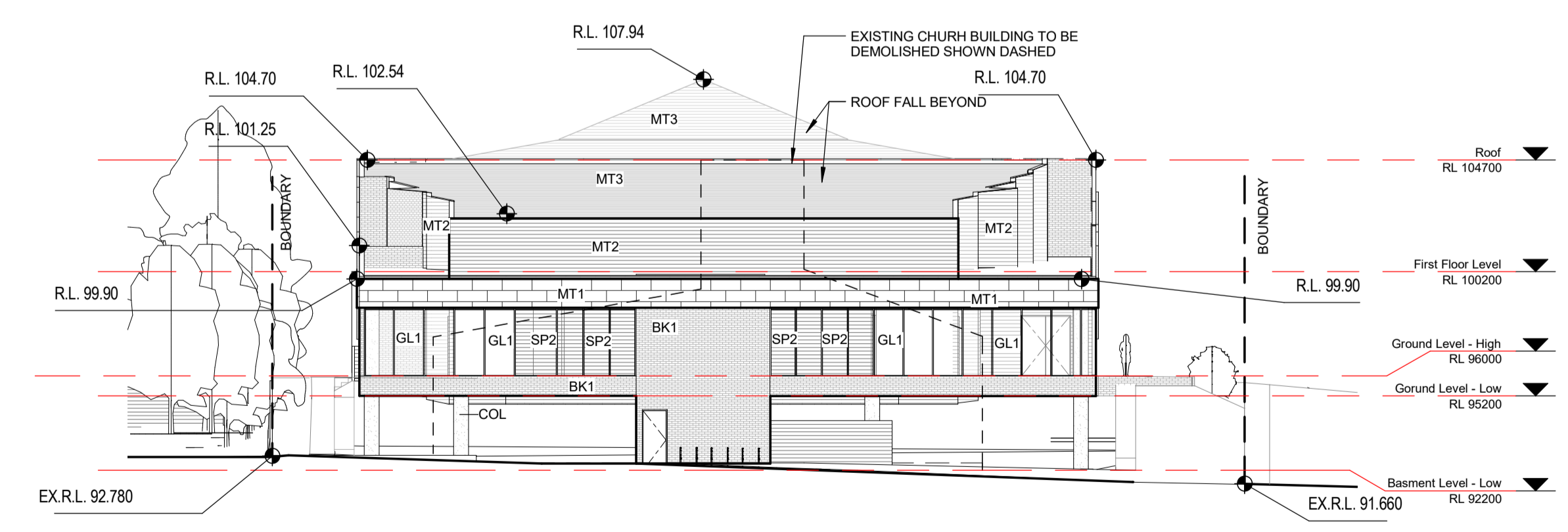
ekist



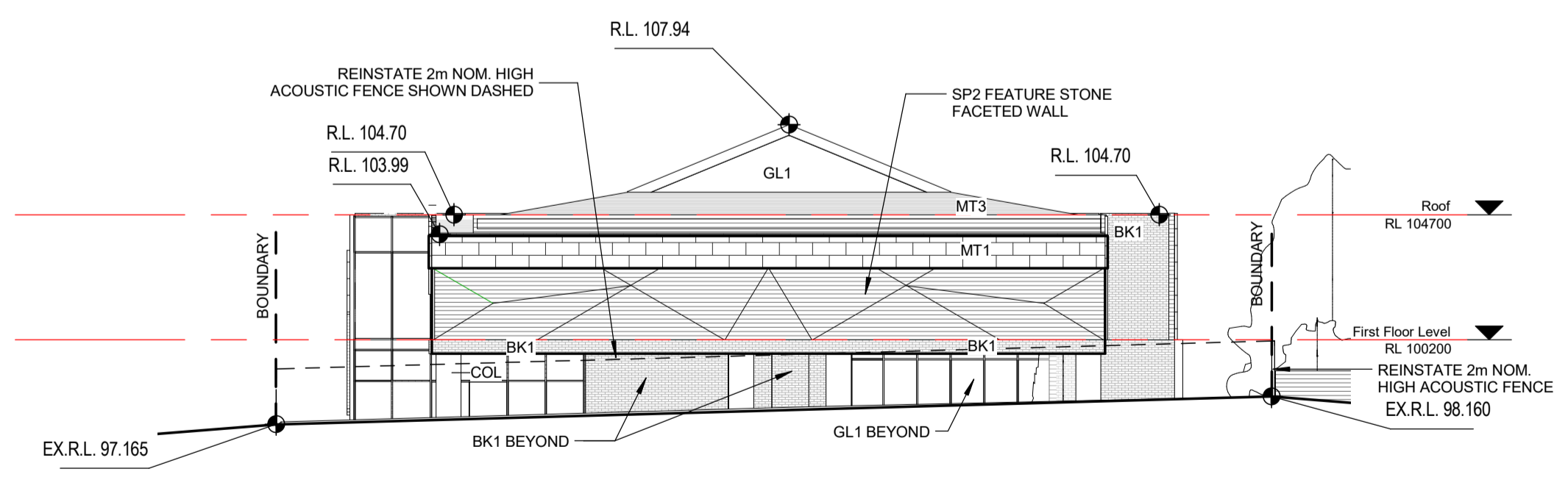
**1 EAST ELEVATION - OVERALL**  
A03 1 : 200



**2 WEST ELEVATIONS - OVERALL**  
A03 1 : 200



**3 NORTH ELEVATION - OVERALL**  
A03 1 : 200



**4 SOUTH ELEVATIONS - OVERALL**  
A03 1 : 200

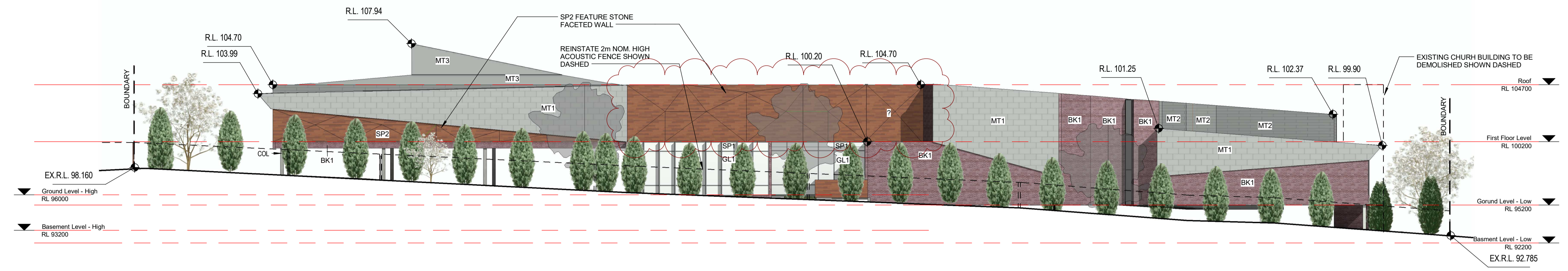
Disclaimer: This drawing and design is subject to copyright and may not be reproduced without prior written consent. Contractor to verify all dimensions on site before commencing work. Report all discrepancies to EKIST prior to construction. Figured dimensions take precedence over scaled dimensions.



Drawing Status

**TOWN PLANNING**

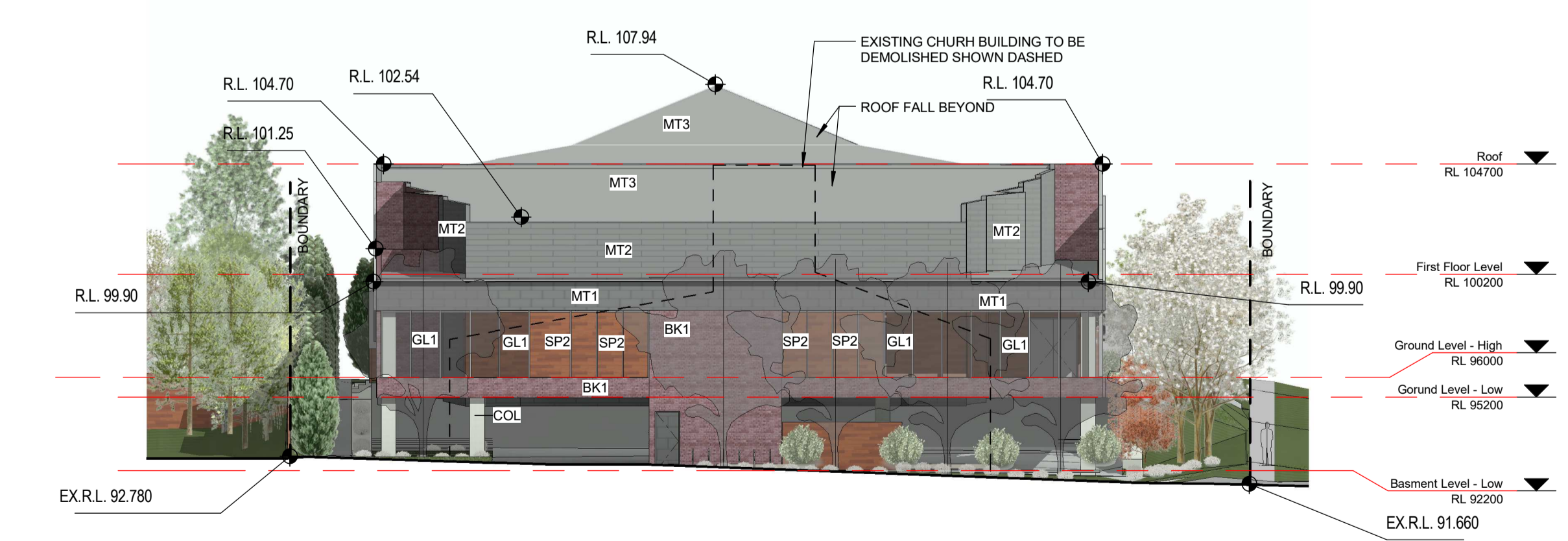
Rev	Date	Description
1	31/07/17	Town Planning Application
2	04/10/17	Town Planning Finish Rev



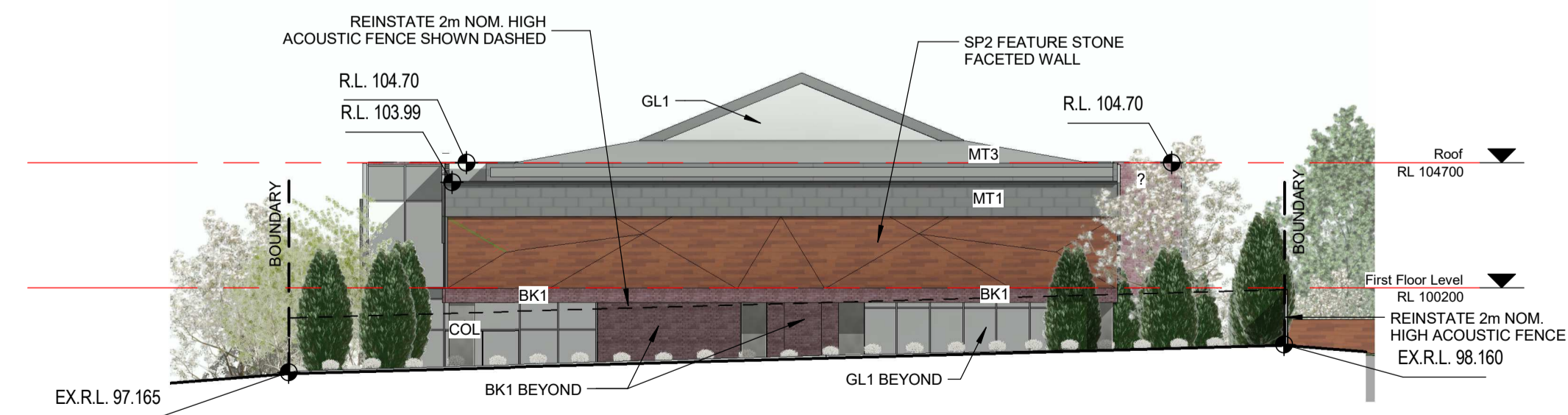
**1 EAST ELEVATION - OVERALL COLOUR**  
SK3MP 1 : 200



**2 WEST ELEVATIONS - OVERALL COLOUR**  
SK3MP 1 : 200



**3 NORTH ELEVATION - OVERALL COLOUR**  
A07 1 : 200



**4 SOUTH ELEVATIONS - OVERALL COLOUR**  
A03 1 : 200

Building Surveyor  
Design Guide Consulting  
03 9602 4803  
Level 2, 167-169 Queens Street, Melbourne, VIC 3000

Landscape Architect  
Botanic  
0417 375 707  
PO Box 76, Ivanhoe, VIC 3079

Traffic Engineer  
onemilgrid  
(03) 9939 8250  
159 Keele Street, Collingwood, VIC 3066

Structural Engineer  
CYSUM  
0432 282 363  
5 Frinlay Drive, Williams Landing, VIC 3027

Services, Civil Engineer  
Wood & Grieve Engineers  
PH. 0402 885 853  
Level 2, 570 Bourke Street, Melbourne, VIC 3000



Client  
**CHRISTIAN LIFE ASSEMBLY**  
374-378 Blackburn Road  
Glen Waverley VIC 3150  
Ph. 9886 4799

Practitioner of Record  
**EKIST**  
Suite 164,  
585 Little Collins Street,  
Melbourne VIC 3000  
Ph. 0432 987 378

Project  
**Christian Life Assembly**  
374-384 Blackburn Road Glen Waverley VIC

Drawing Title  
**Proposed Elevations Colour**

Drawn	Checked	Approved	Scale
SY	WL	SL	1 : 200

Date  
13/10/2017

Job Number  
**14P0710**

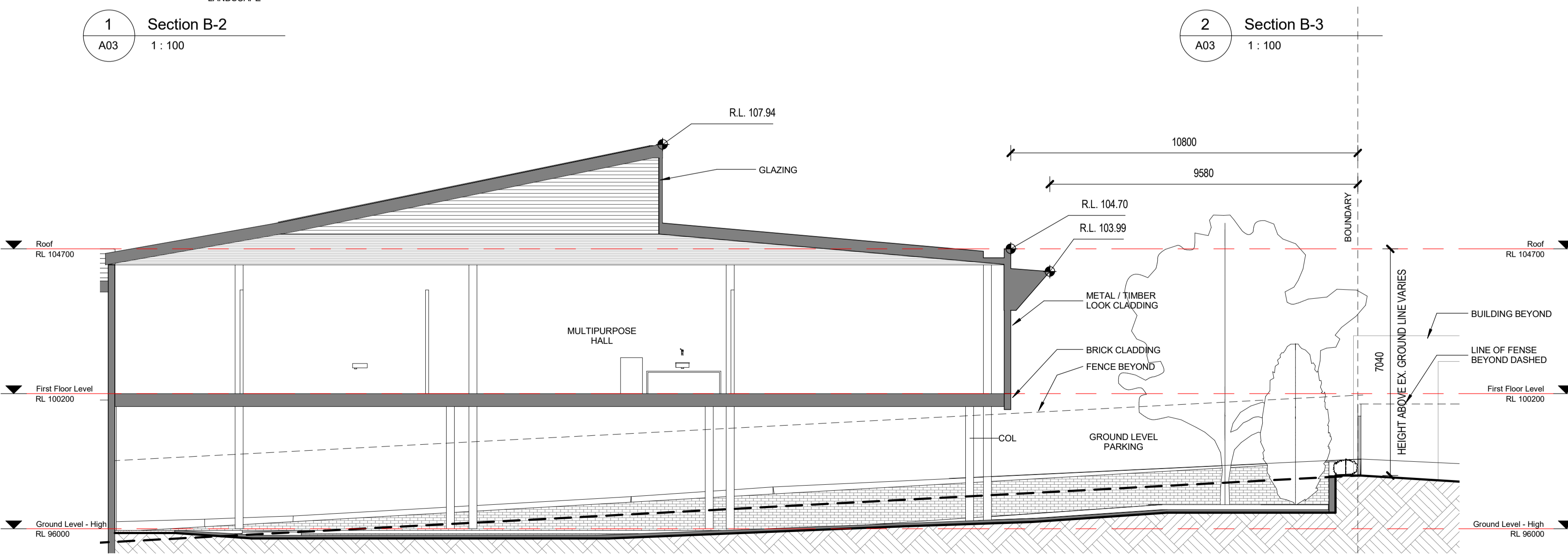
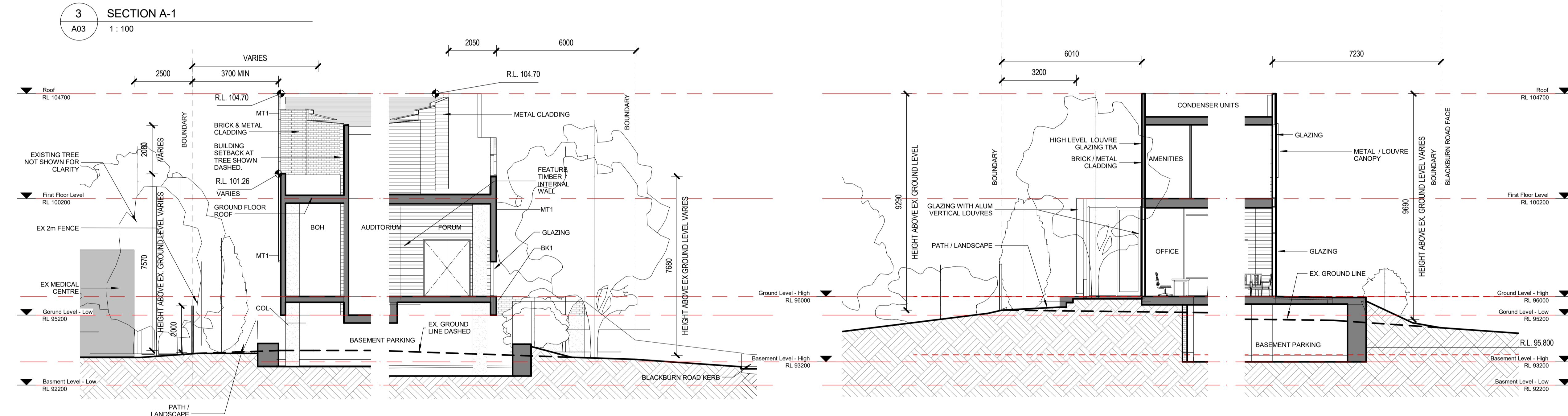
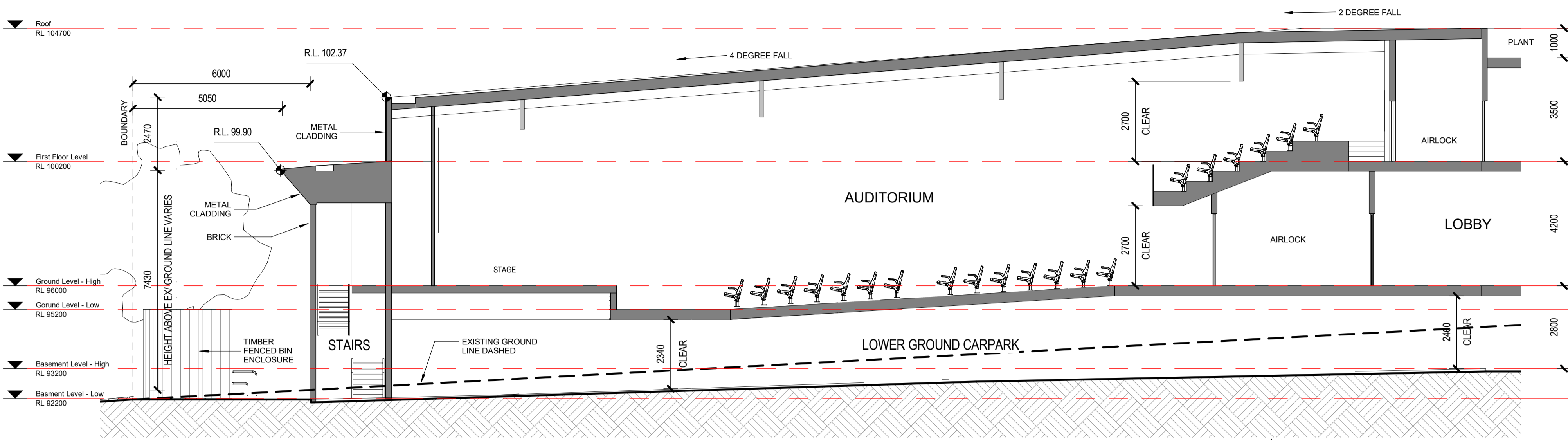
Scale	Revision
1 : 200	<b>2</b>

**Disclaimer:** This drawing and design is subject to copyright and may not be reproduced without prior written consent. Contractor to verify all dimensions on site before commencing work. Report all discrepancies to EKIST prior to construction. Figured dimensions take precedence over scaled dimensions.

Drawing Status: NORTH POINT

**TOWN PLANNING**

Rev	Date	Description
1	31/07/17	Town Planning Application



**Building Surveyor**  
Design Guide Consulting  
03 9602 4803  
Level 2, 167-169 Queens Street, Melbourne, VIC 3000

**Landscape Architect**  
Botanic  
0417 375 707  
PO Box 76, Ivanhoe, VIC 3079

**Traffic Engineer**  
onemilgrid  
(03) 9939 8250  
1159 Keele Street, Collingwood, VIC 3066

**Structural Engineer**  
CYSUM  
0432 282 363  
5 Frilay Drive, Williams Landing, VIC 3027

**Services, Civil Engineer**  
Wood & Grieve Engineers  
PH: 0402 886 863  
Level 2, 570 Bourke Street, Melbourne, VIC 3000



**Client**  
**CHRISTIAN LIFE ASSEMBLY**  
374-378 Blackburn Road  
Glen Waverley VIC 3150  
Ph. 9886 4799

**Practitioner of Record**  
**EKIST**  
Suite 164,  
585 Little Collins Street,  
Melbourne VIC 3000  
Ph. 0432 987 378

**Project**  
**Christian Life Assembly**  
374-384 Blackburn Road Glen Waverley VIC

**Drawing Title** Architectural Drawings  
**Proposed Sections**

Drawn	Checked	Approved	Scale
SY	WT	SL	1: 100
Date	Job Number		
15/07/2017	14P0710		

Scale 1:100  
**TP A10** **1**

**Disclaimer:** This drawing and design is subject to copyright and may not be reproduced without prior written consent. Contractor to verify all dimensions on site before commencing work. Report all discrepancies to EKIST prior to construction. Figured dimensions take precedence over scaled dimensions.

Drawing Status: NORTH POINT

**TOWN PLANNING**

Rev	Date	Description
1	31/07/17	Town Planning Application
2	04/10/17	Town Planning Finish Rev

Building Surveyor  
Design Guide Consulting  
03 9602 4803  
Level 2, 167-169 Queens Street, Melbourne, VIC 3000

Landscape Architect  
Botanic  
0417 375 707  
PO Box 76, Ivanhoe, VIC 3079

Traffic Engineer  
onemilgrid  
(03) 9939 8250  
155 Keele Street, Collingwood, VIC 3066

Structural Engineer  
CYSUM  
0432 282 363  
5 Frilay Drive, Williams Landing, VIC 3027

Services, Civil Engineer  
Wood & Grieve Engineers  
PH. 0402 886 853  
Level 2, 570 Bourke Street, Melbourne, VIC 3000



Client  
**CHRISTIAN LIFE ASSEMBLY**  
374-378 Blackburn Road  
Glen Waverley VIC 3150  
Ph. 9886 4799

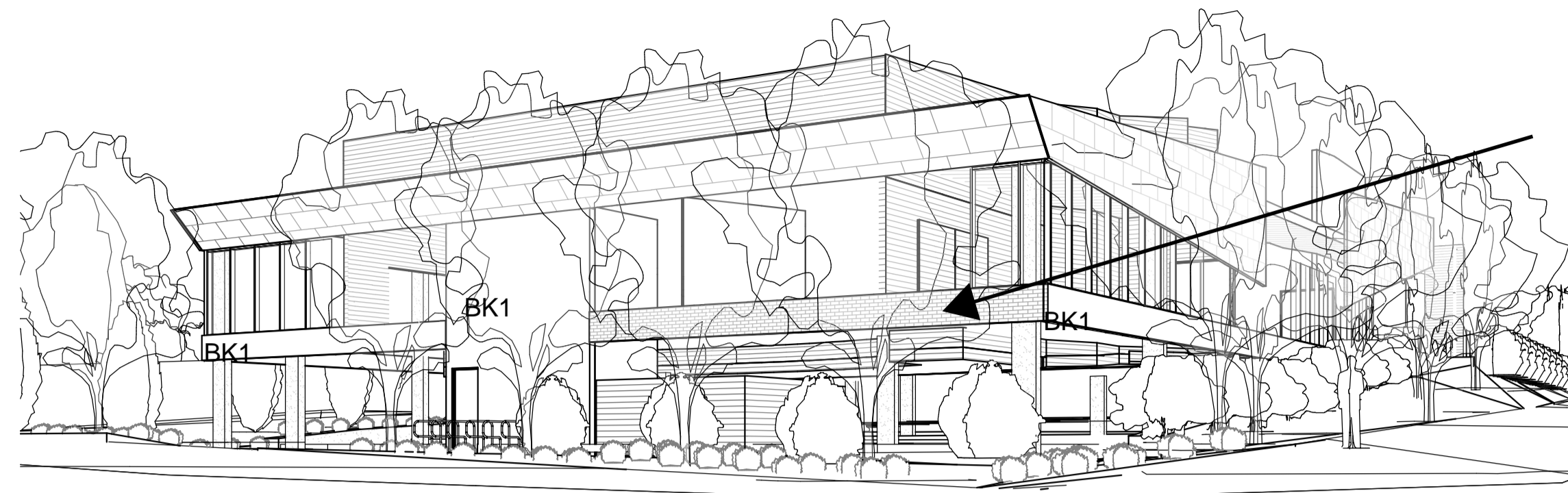
Practitioner of Record  
**EKIST**  
Suite 164,  
585 Little Collins Street,  
Melbourne VIC 3000  
Ph. 0432 987 378

Project  
**Christian Life Assembly**  
374-378 Blackburn Road Glen Waverley VIC

Drawing Title: **Proposed 3D Images** Architectural Drawings

Drawn	Checked	Approved	Scale
SY	WL	SL	
Date	Job Number		
15/07/2017	<b>14P0710</b>		

Scale	Revision
Scale 1:50	
<b>TP A11</b>	<b>2</b>



1 BLACKBURN ROAD NORTH APPROACH




BK1 EXTERNAL BRICKS BLENDED (HERITAGE - FOUNDATION TRIM - TYP AREA HATCHED ONLY)



MT2 METAL ROOF CLADDING (HIGH LEVEL SETBACK SHADOW)



MT1 STONE CLADDING (FEATURE)



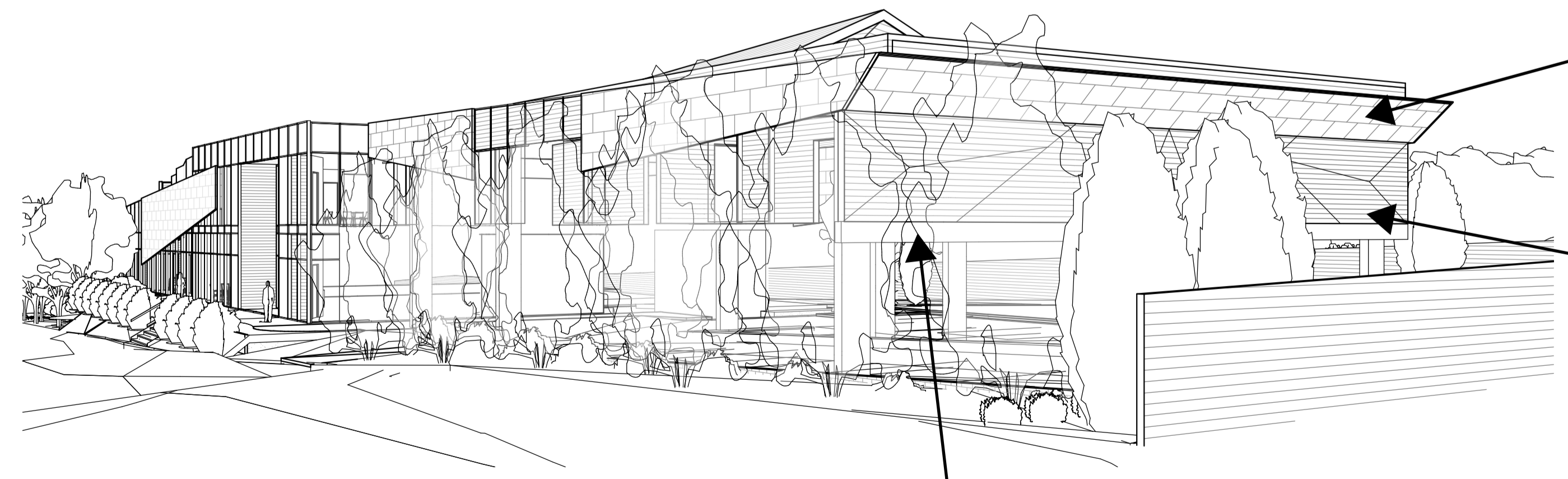
2 BLACKBURN ROAD ENTRY

EXTERNAL GLAZING WITH INTERNAL FACETED WALL BEHIND.



MT1 STONE CLADDING (FEATURE)

SP2 STONE CLADDING/SOFFITS (FACETED)



3 BLACKBURN ROAD SOUTH APPROACH

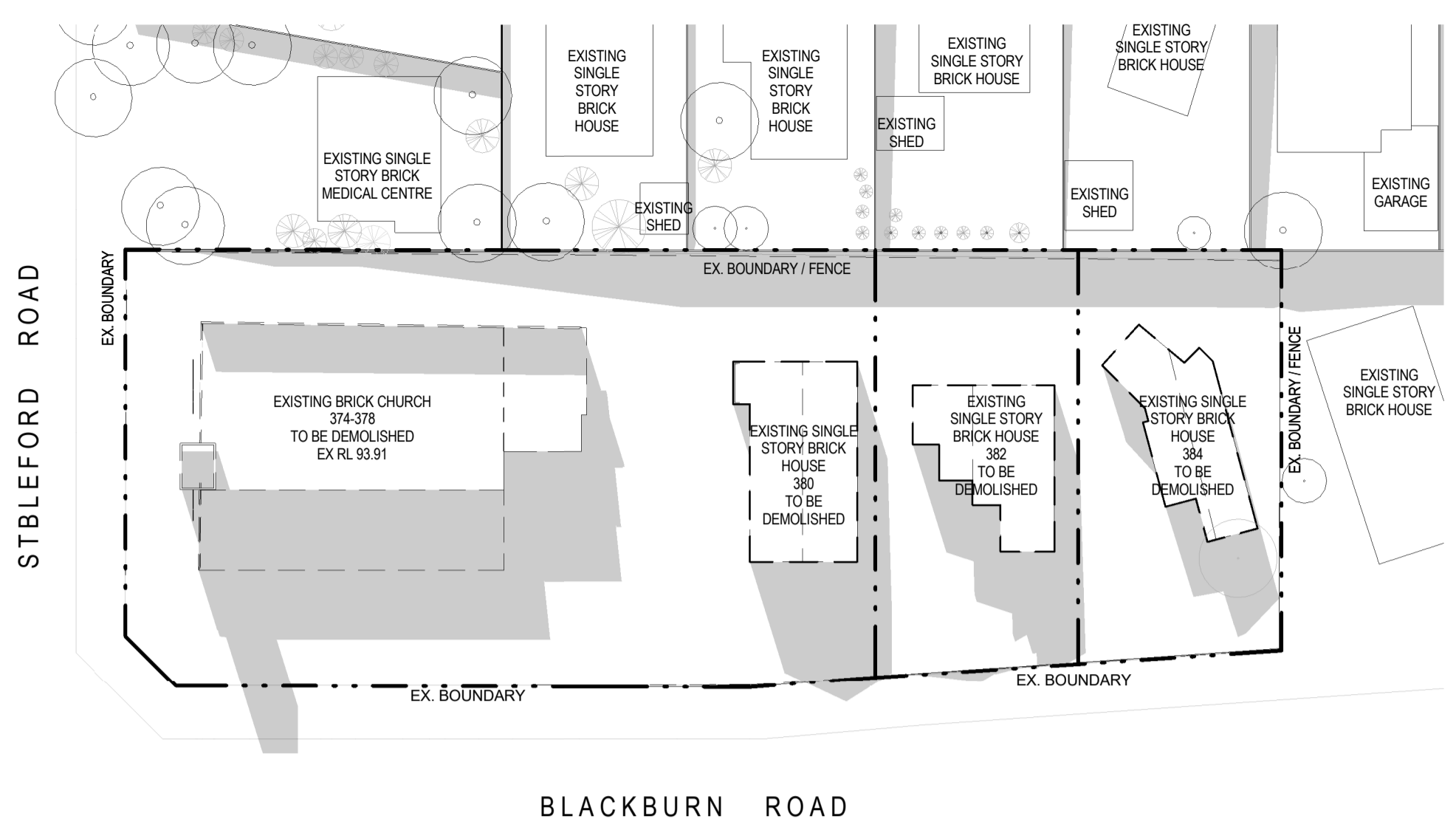
Disclaimer: This drawing and design is subject to copyright and may not be reproduced without prior written consent. Contractor to verify all dimensions on site before commencing work. Report all discrepancies to EKIST prior to construction. Figured dimensions take precedence over scaled dimensions.



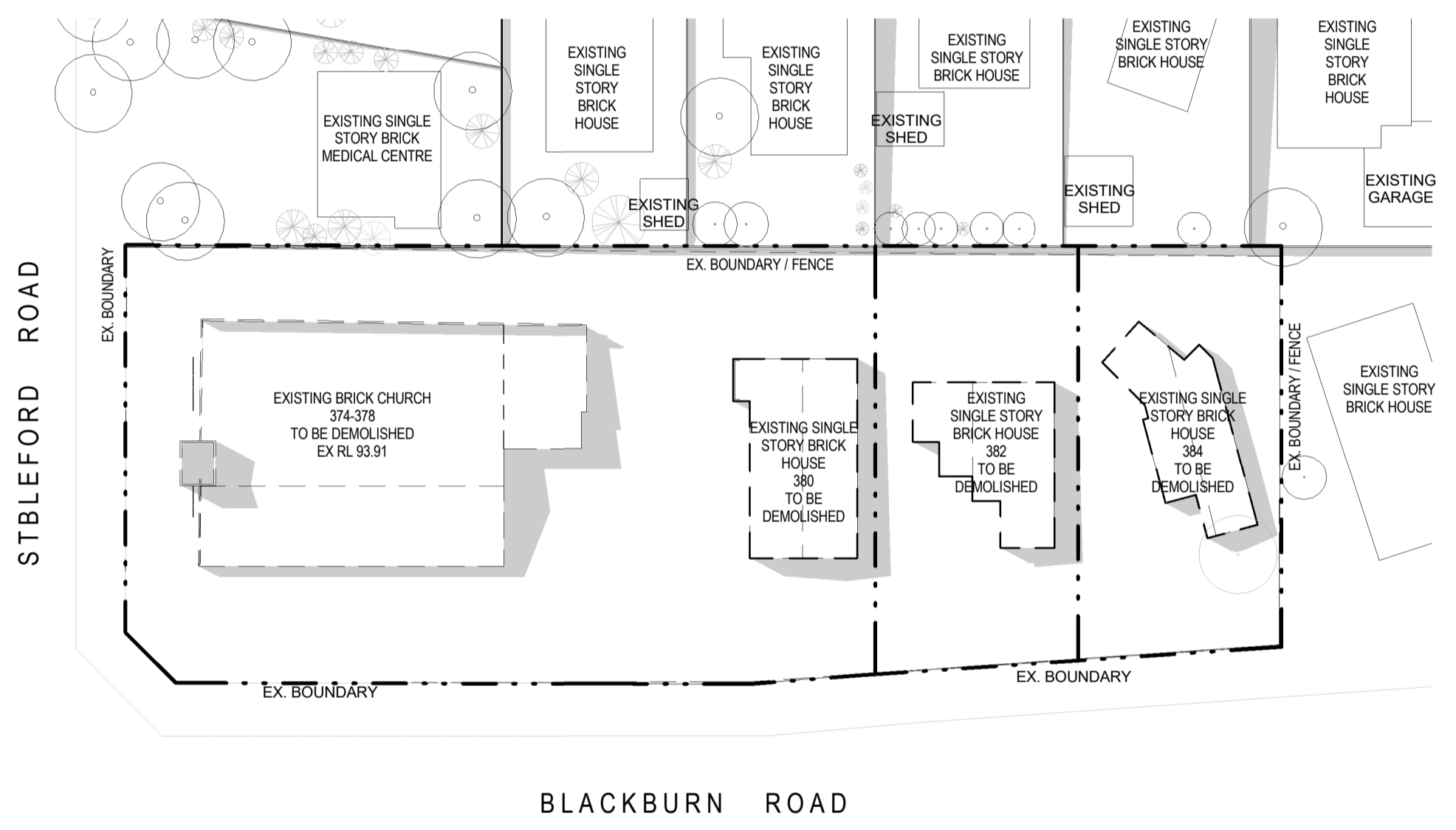
Drawing Status

**TOWN PLANNING**

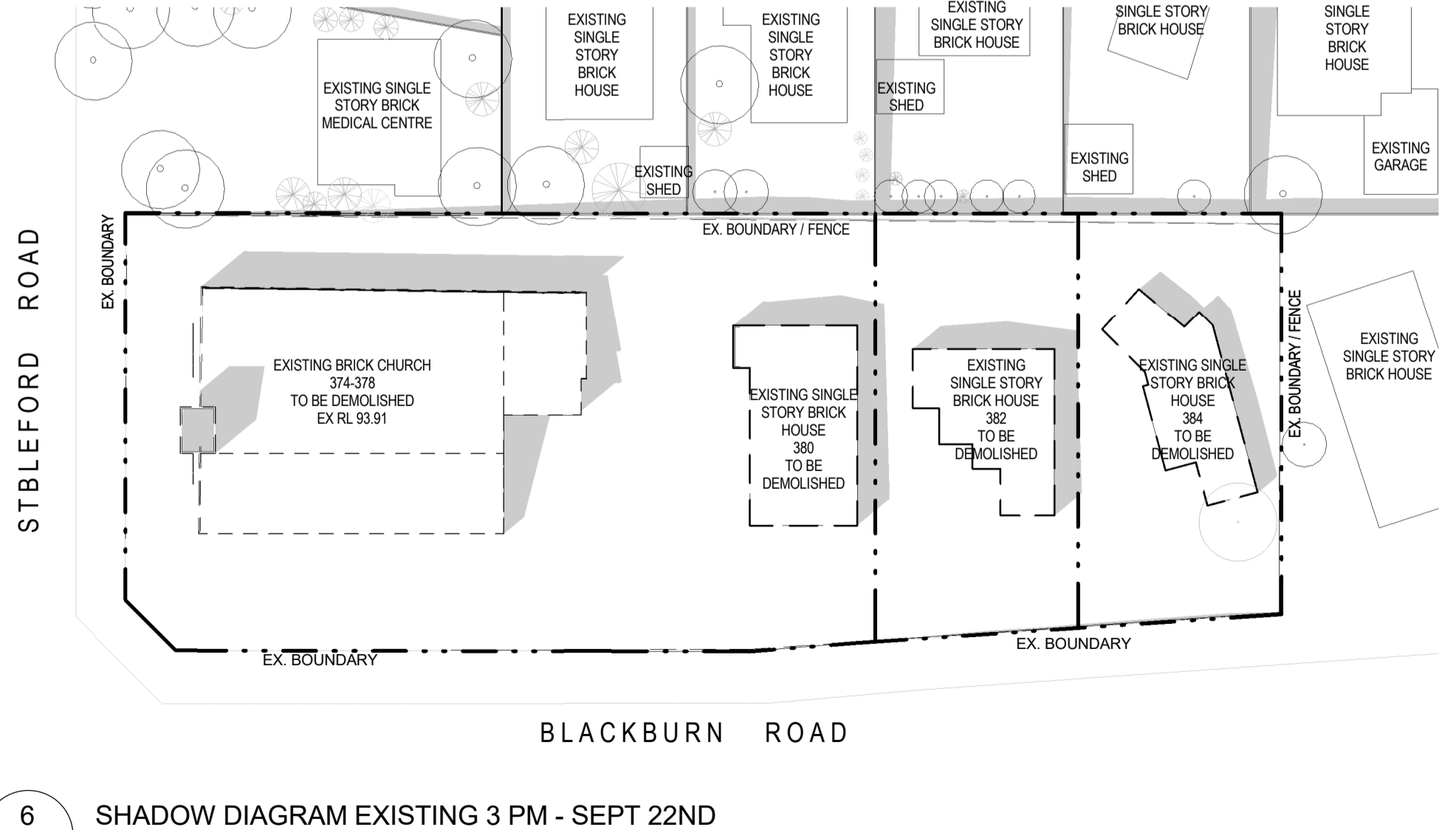
Rev	Date	Description
1	31/07/17	Town Planning Application



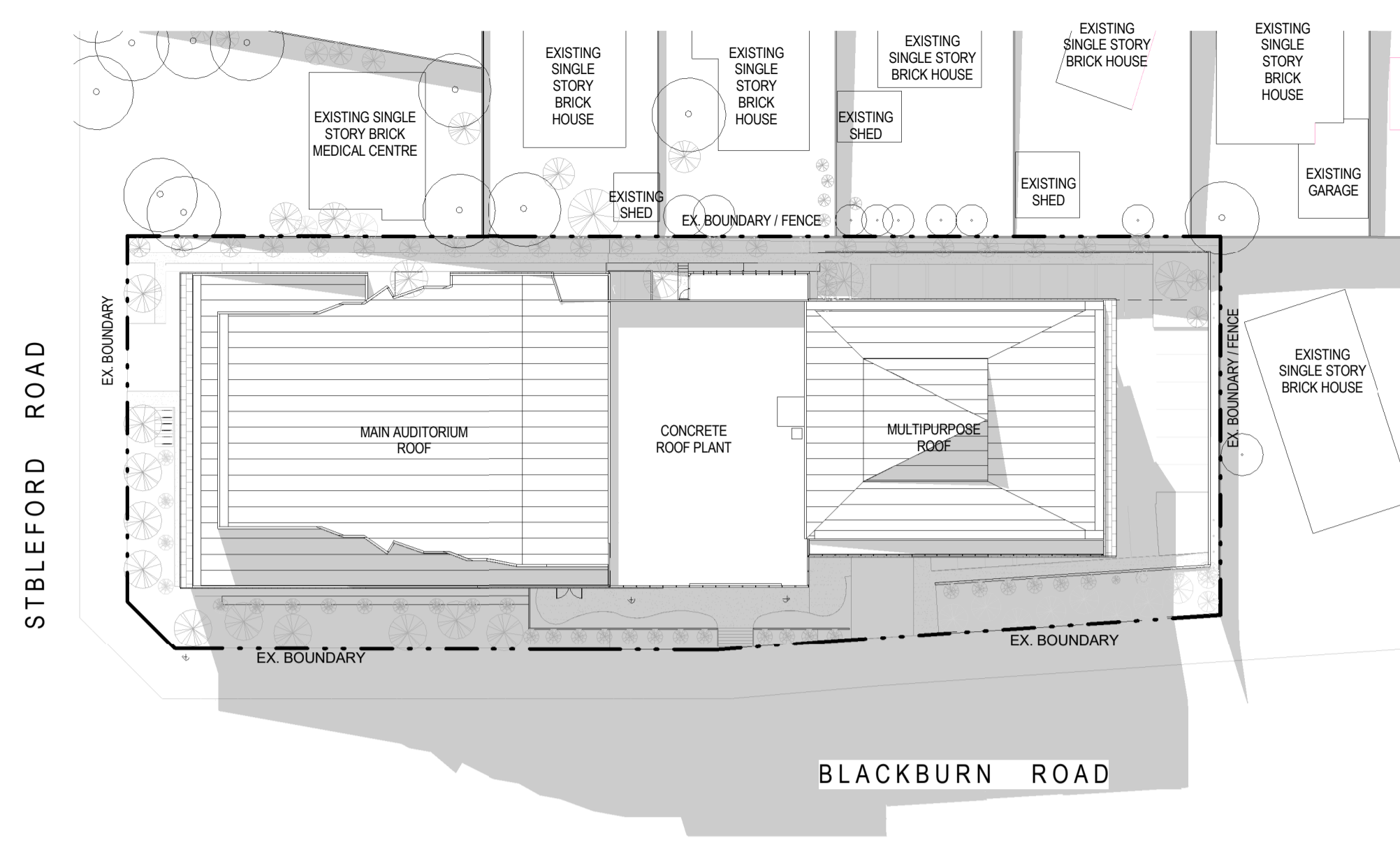
4 SHADOW DIAGRAM EXISTIING 9AM - SEPT 22ND  
A03 1 : 500



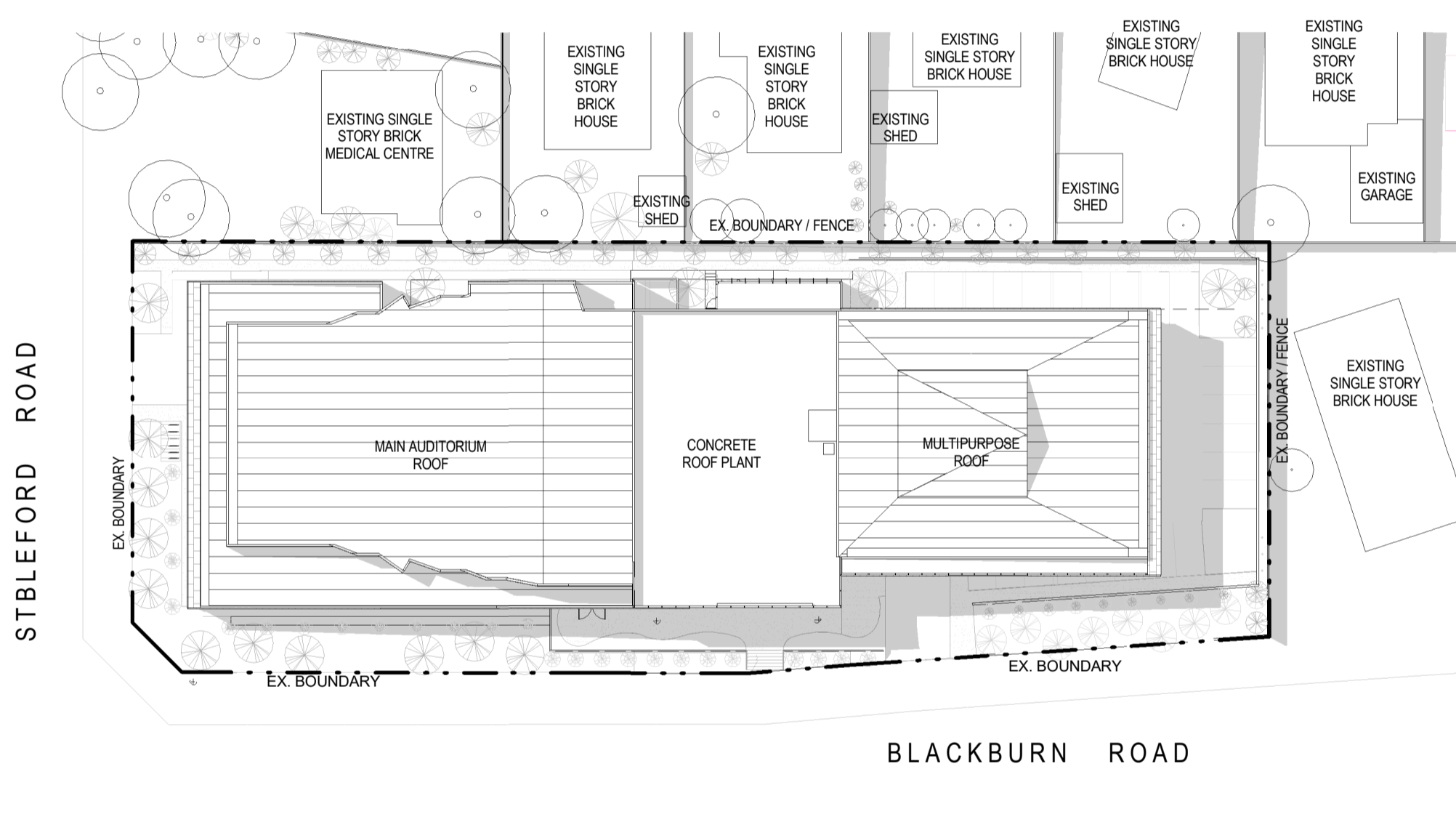
5 SHADOW DIAGRAM EXISTING 12 PM - SEPT 22ND  
A03 1 : 500



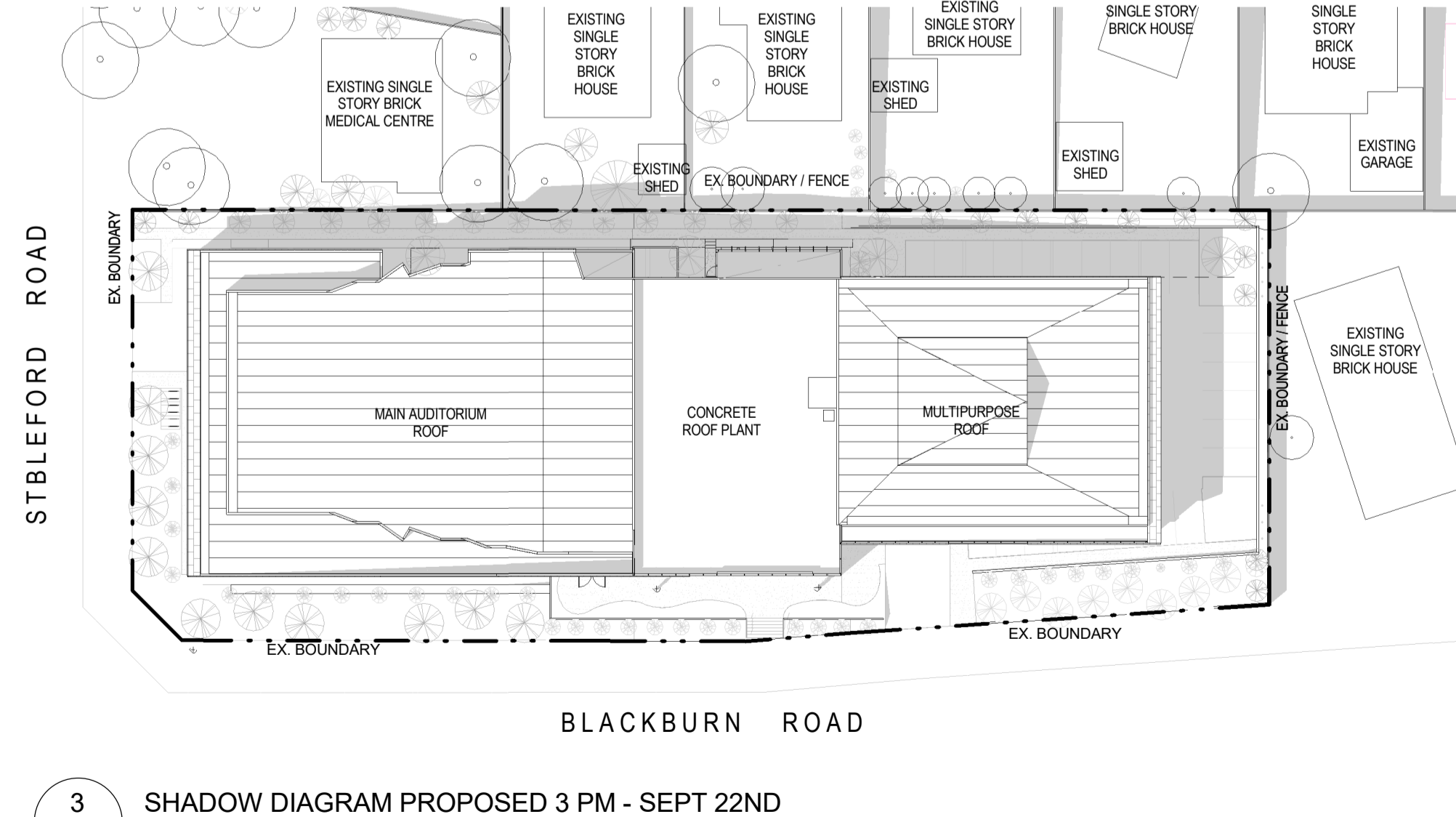
6 SHADOW DIAGRAM EXISTING 3 PM - SEPT 22ND  
A03 1 : 500



1 SHADOW DIAGRAM PROPOSED 9AM - SEPT 22ND  
A03 1 : 500



2 SHADOW DIAGRAM PROPOSED 12 PM - SEPT 22ND  
A03 1 : 500



3 SHADOW DIAGRAM PROPOSED 3 PM - SEPT 22ND  
A03 1 : 500

Building Surveyor  
Design Guide Consulting  
03 9602 4803  
Level 2, 167-169 Queens Street, Melbourne, VIC 3000

Landscape Architect  
Botanic  
0417 375 707  
PO Box 76, Ivanhoe, VIC 3079

Traffic Engineer  
onemilgrid  
(03) 9939 8250  
1159 Keele Street, Collingwood, VIC 3066

Structural Engineer  
CYSUM  
0432 282 363  
5 Frilay Drive, Williams Landing, VIC 3027

Services, Civil Engineer  
Wood & Grieve Engineers  
PH: 0402 886 863  
Level 2, 570 Bourke Street, Melbourne, VIC 3000



Client  
**CHRISTIAN LIFE ASSEMBLY**  
374-378 Blackburn Road  
Glen Waverley VIC 3150  
Ph. 9886 4799

Practitioner of Record  
**EKIST**  
Suite 164,  
585 Little Collins Street,  
Melbourne VIC 3000  
Ph. 0432 987 378

Project  
**Christian Life Assembly**  
374-384 Blackburn Road Glen Waverley VIC

Drawing Title  
**Shadow Diagrams - 22nd September**

Drawn	Checked	Approved	Scale
SY	WL	SL	1 : 500
Date	Job Number		Revision
15/07/2017	14P0710		


**Disclaimer:** This drawing and design is subject to copyright and may not be reproduced without prior written consent. Contractor to verify all dimensions on site before commencing work. Report all discrepancies to EKIST prior to construction. Figured dimensions take precedence over scaled dimensions.



Drawing Status

**TOWN PLANNING**

Rev	Date	Description
2	04/10/17	Town Planning Finish Rev



EAST ELEVATION 3D HOUSE 7

Building Surveyor  
Design Guide Consulting  
03 9602 4803  
Level 2, 167-169 Queens Street, Melbourne, VIC 3000

Landscape Architect  
Botanic  
0417 375 707  
PO Box 76, Ivanhoe, VIC 3079

Traffic Engineer  
onemilgrid  
(03) 9939 8250  
155 Keele Street, Collingwood, VIC 3066

Structural Engineer  
CYSUM  
0422 282 363  
5 Frilay Drive, Williams Landing, VIC 3027

Services, Civil Engineer  
Wood & Grieve Engineers  
Ph. 0402 886 853  
Level 2, 570 Bourke Street, Melbourne, VIC 3000



Client  
**CHRISTIAN LIFE ASSEMBLY**  
374-378 Blackbourn Road  
Glen Waverley VIC 3150  
Ph. 9886 4799

Practitioner of Record  
**EKIST**  
Suite 164,  
585 Little Collins Street,  
Melbourne VIC 3000  
Ph. 0432 987 378



Project  
**Christian Life Assembly**  
374-384 Blackbourn Road Glen Waverley VIC

Drawing Title  
**3D IMAGES** Architectural Drawings

Drawn	Checked	Approved	Scale
WT	SL	SL	
Date	Job Number		
13/10/2017	<b>14P0710</b>		

Scale	Revision
Scale 1:100	
<b>TP A14</b>	<b>2</b>

**TOWN PLANNING**

Rev	Date	Description
1	31/07/17	Town Planning Application

**LEGEND**

- Existing**
- EXISTING TREE OR SHRUB TO BE RETAINED
  - TP2 TREE PROTECTION ZONE Relevant to trees on the Subject Site & Adjoining Properties
  - EXISTING TREE OR SHRUB TO BE REMOVED
- Proposed**
- EVERGREEN CANOPY TREE Australian Native
  - DECIDUOUS CANOPY TREE
  - LARGE SHRUB Australian Native
  - MEDIUM SHRUB
  - LOW SHRUB/STRAP FOLIAGE PLANT
  - GROUND COVERS Movable Plants upto 20cm height
  - GROUND COVER Lawn
  - ACCENT FOLIAGE PLANT
  - MULCHED GARDEN BEDS Shredded Pine bark Mulch to 100mm depth
  - GARDEN BORDER EDGE 230mm Corten Steel Edging

Building Surveyor  
Design Guide Consulting  
03 9602 4803  
Level 2, 167-169 Queens Street, Melbourne, VIC 3000

Landscape Architect  
Botanic  
0417 375 707  
PO Box 76, Ivanhoe, VIC 3079

Traffic Engineer  
onemilgrid  
(03) 9939 8250  
1159 Keele Street, Collingwood, VIC 3066

Structural Engineer  
CYSUM  
0432 282 363  
5 Friday Drive, Williams Landing, VIC 3027

Services, Civil Engineer  
Wood & Grieve Engineers  
PH: 0402 885 853  
Level 2, 570 Bourke Street, Melbourne, VIC 3000

Client  
**CHRISTIAN LIFE ASSEMBLY**  
374-378 Blackburn Road  
Glen Waverley VIC 3150  
Ph. 9886 4799

Practitioner of Record  
**EKIST**  
Suite 164,  
585 Little Collins Street,  
Melbourne VIC 3000  
Ph. 0432 987 378

Project  
**Christian Life Assembly**  
374-378 Blackburn Road Glen Waverley VIC

Drawing Title  
**Landscape Plan**

Drawn: SL, Checked: SL, Approved: SL, Scale: 1:200

Date: 15/07/2017, Job Number: 14P0710

Scale: 1:200, TP A13, 1

**LANDSCAPE SPECIFICATIONS:**

- Prior to commencement of works, all site services shall be located by the Contractor.
- Site to be cleared of all debris, builders rubble and weed growth.
- \*All imported soil shall be free of weeds and other materials deleterious to plant growth. Soil to be of a medium texture with a pH of 6.0-7.0, and shall comply with current AS 4419-2003. Imported topsoil is to be laid over a prepared sub base which has had any materials deleterious to plant growth such as building rubble, removed. This soil is then to be spread to the appropriate depth and cultivated into the existing site soil to a minimum depth of 150mm. Imported top soil is to be lightly and uniformly compacted in 150mm layers to a minimum depth of 100mm on lawn areas, 300mm on garden beds, and 450mm in tree planting areas.
- \*Plant species shall be true to type and there should be no alterations or substitutions of nominated species or cultivars without the written consent of the Landscape Architect.
- All plant stock shall be checked by the Contractor and must be healthy and disease free.
- \*Planting shall be carried out using best horticultural practice. All plants shall be thoroughly hand watered prior to and after planting. Plant holes shall be dug to twice the size of the root ball. Holes shall be backfilled to top of root ball. Installation of Palm trees shall be per the suppliers recommendations.
- \*Slow release fertiliser, suitable for mixed plant species such as 9-month slow release osmocote, shall be applied at the time of planting in accordance with manufacturers instructions.
- \*All garden borders shall be mulched to a depth of 100mm. Mulch shall be aged organic material with 60-80% of its volume being wood chip articles in a size range of 25-50mm maximum. Mulch shall be free of deleterious and extraneous matter such as soil, weeds and sticks.
- \*An in-ground drip irrigation system shall be installed to all garden borders in accordance with current local water regulations.
- All existing trees and shrubs to be retained shall be suitably marked and tree protection barriers erected around the trees to form a defined tree protection zone. This shall be executed in accordance with Council's tree protection requirements.
- \*On going maintenance of landscape areas shall include regular watering - especially during the first 2 years of plant establishment. All borders shall be kept in a weed free state and, dead plants removed and replaced. Plants shall be pruned as required to maintain the beds in a neat and tidy manner.

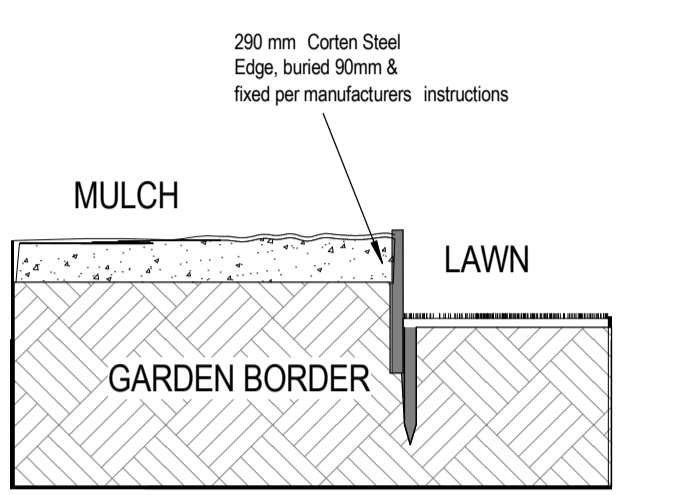
**PLANT SCHEDULE:**

Key	Botanical Name	Common Name	Qty	Approx. Height (m) x Spread (m)	Purchase Pot Size (mm)
<b>Trees</b>					
PC	<i>Deciduous Trees</i>				
	<i>Pyrus calleryana</i> 'Valzam' -Valiant	Ornamental Pear variety	11	9m x 5m	40L (1.5mH)
CC	<i>Evergreen Trees</i>				
	<i>Corymbia citrodora</i> 'Dwarf Pink'	Dwarf Lemon Scented Gum	12	7m x 4m	40L (1.5mH)
<b>Sub Total Trees 23</b>					
<b>Plants &amp; Shrubs</b>					
<i>Evergreen Screen Plants 2m+ height</i>					
SA	<i>Syzygium australe</i> 'AATS'	'Pinnacle' Lilly Pilly	26	4m x 1m	200mm
CV	<i>Callistemon viminalis</i> 'CV01'	Slim Bottlebrush	5	3m x 1.3m	200mm
CVS	<i>Callistemon viminalis</i> 'CC19'	'Scarlet Flame' Bottlebrush	56	1-1.2m x 1.2m	50mm
WF	<i>Westringia fruticosa</i>	Coastal Rosemary	16	1.2m x 1m	150mm
<b>Sub Total Screen/Medium Shrubs 98</b>					
<i>Low Shrubs &amp; Strap Foliage Plants</i>					
NDM	<i>Nandina domestica</i> 'Kuraski'	Sacred Dwarf Bamboo 'Flirt'	45	40cm x 40cm	200mm
ND	<i>Nandina domestica</i> 'Obsession'	Sacred Dwarf Bamboo 'Selka'	93	70cm x 70cm	200mm
LJR	<i>Liriope muscari</i> 'LJR'	Liriope 'Just Right'	70	50cm x 50cm	150mm (tube)
DL	<i>Dianella caerulea</i> 'DCMPO1'	Dwarf Flax Lily 'Little Jess'	64	40cm x 50cm	150mm (tube)
LL	<i>Lomandra longifolia</i> 'Tanika'	LM300 Tanika	64	60cm x 60cm	150mm (tube)
PTM	<i>Phormium tenax</i> 'Maori Chief'	New Zealand Flax variety	12	1.8m x 1.5m	200mm
PT	<i>Phormium tenax</i> 'Purpurea'	New Zealand Flax variety	51	1.4m x 1m	200mm
<b>Sub Total Low Shrubs &amp; Strap Foliage Plants 335</b>					
<b>Groundcovers</b>					
LI	<i>Liriope muscari</i> 'LJR'	Liriope 'Isabella'	126	15-20cm"	150mm (tube) plugs/turf
Lawn	<i>Sir Walter Buffalo Grass</i>	Sir Walter Buffalo Grass	126		
<b>Sub Total Groundcovers 126</b>					
<b>* With mowing once per year Total 587</b>					

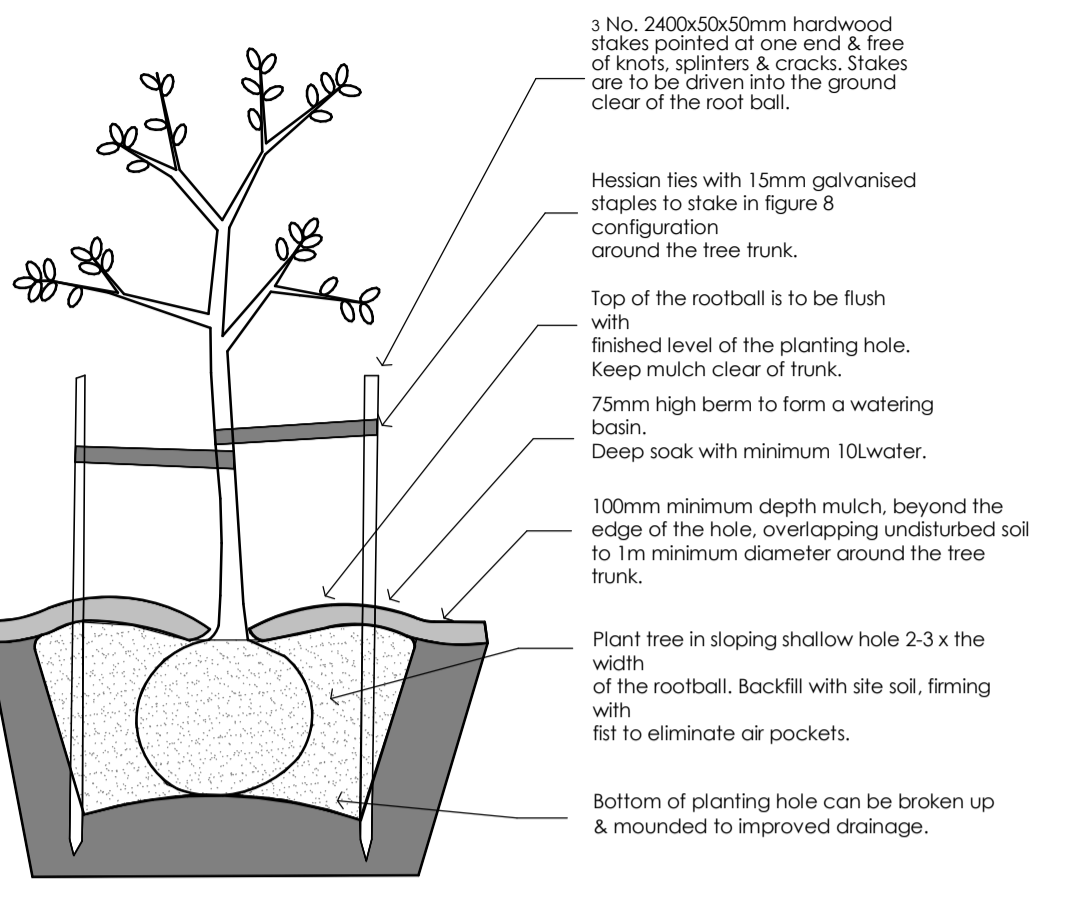
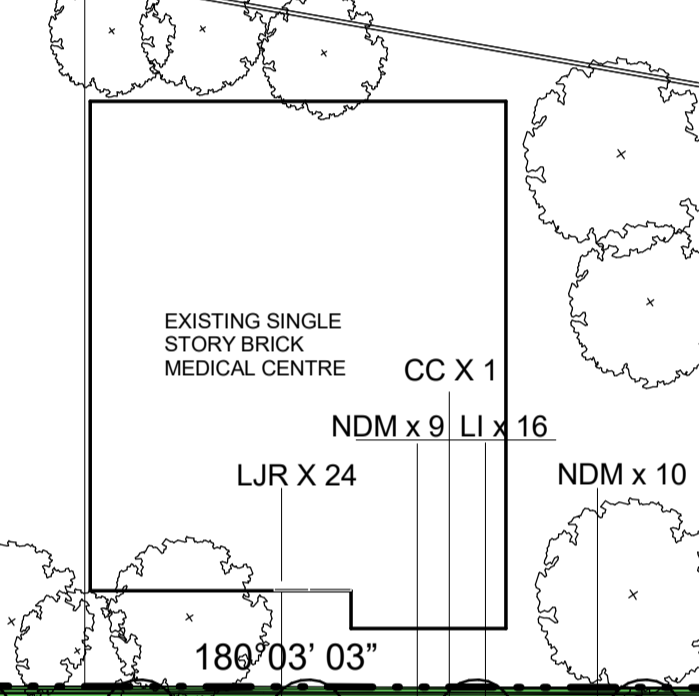
**NOTES:**

- This Landscape Plan shows indicative layout and siting of proposed landscape elements and is for Town Planning purposes. It is not intended for construction purposes.
- Trees and Large Shrubs shall be placed 500mm clear of underground cables and 1000mm min. clear from storm water and sewerage pipes.
- Garden borders are designed to be finished at grade to enable storm water runoff from the surrounding area to drain to garden.
- All garden borders shall have shredded pine-bark mulch applied to 100mm depth.
- With respect to both existing trees & shrubs to be retained and proposed trees & shrubs, adequate measures shall be taken by a qualified arborist and/or other relevant professionals to ensure no damage is caused to site infrastructure due to future tree & shrub growth.
- It is the responsibility of the Contractor, prior to commencement of works, to verify the location of services that may be impacted upon by proposed landscape works.

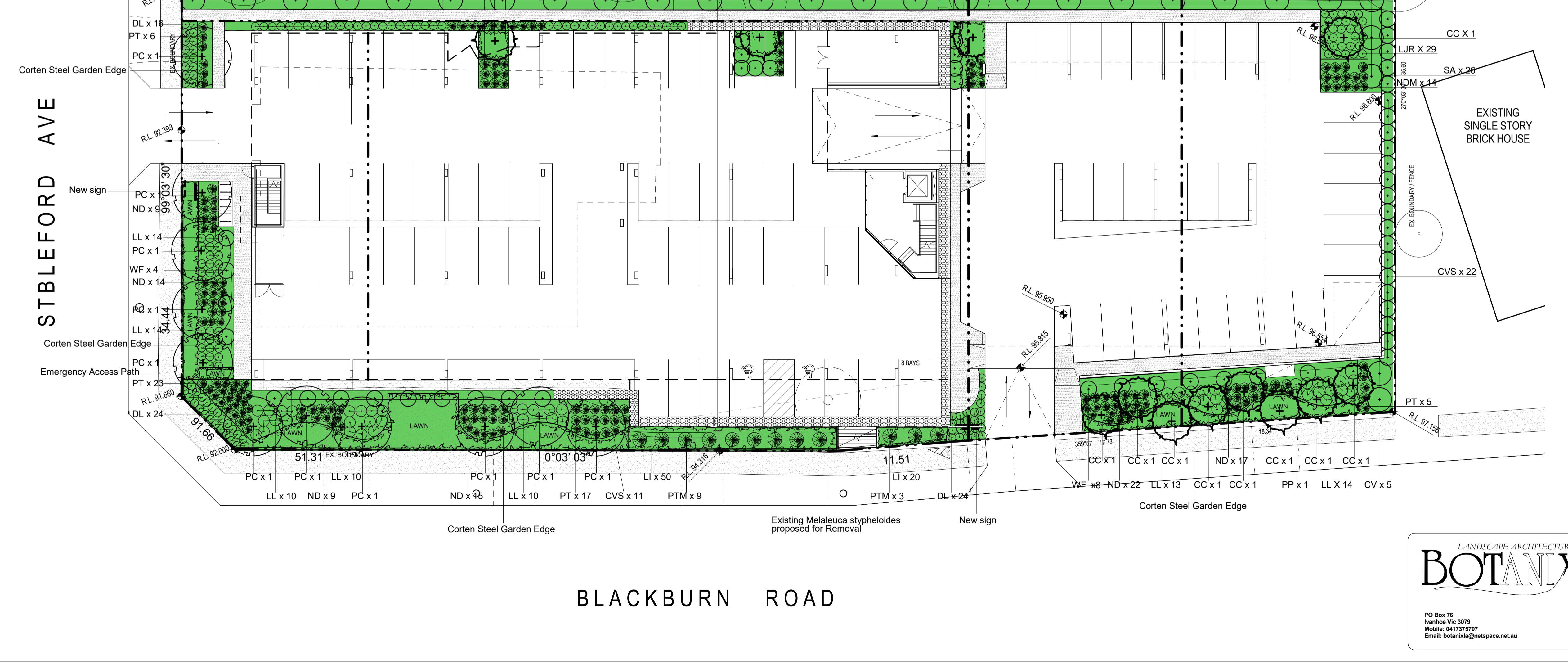
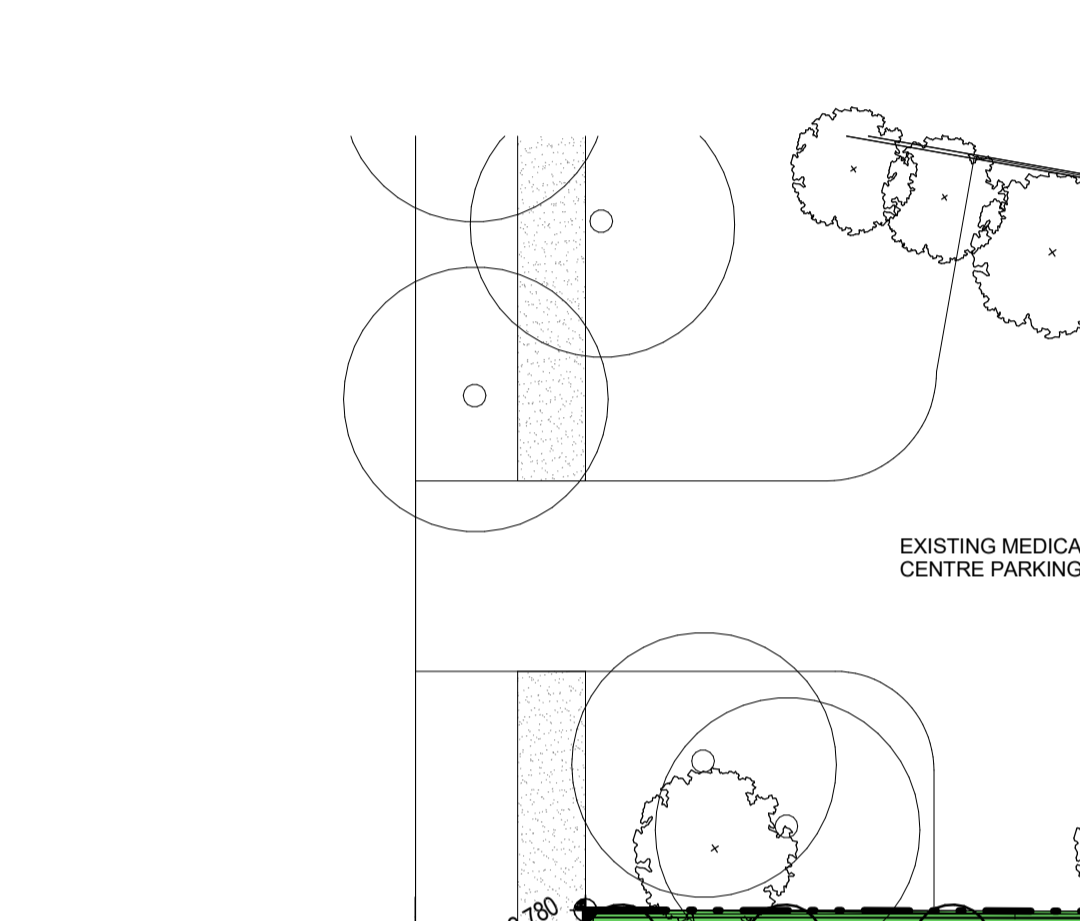
**SHRUB & GROUNDCOVER PLANTING DETAIL**  
Not to scale



**EDGE DETAIL FOR GARDEN BORDERS**  
Not to scale



**TREE PLANTING DETAIL**  
Not to scale



LANDSCAPE ARCHITECTURE  
**BOTANIX**

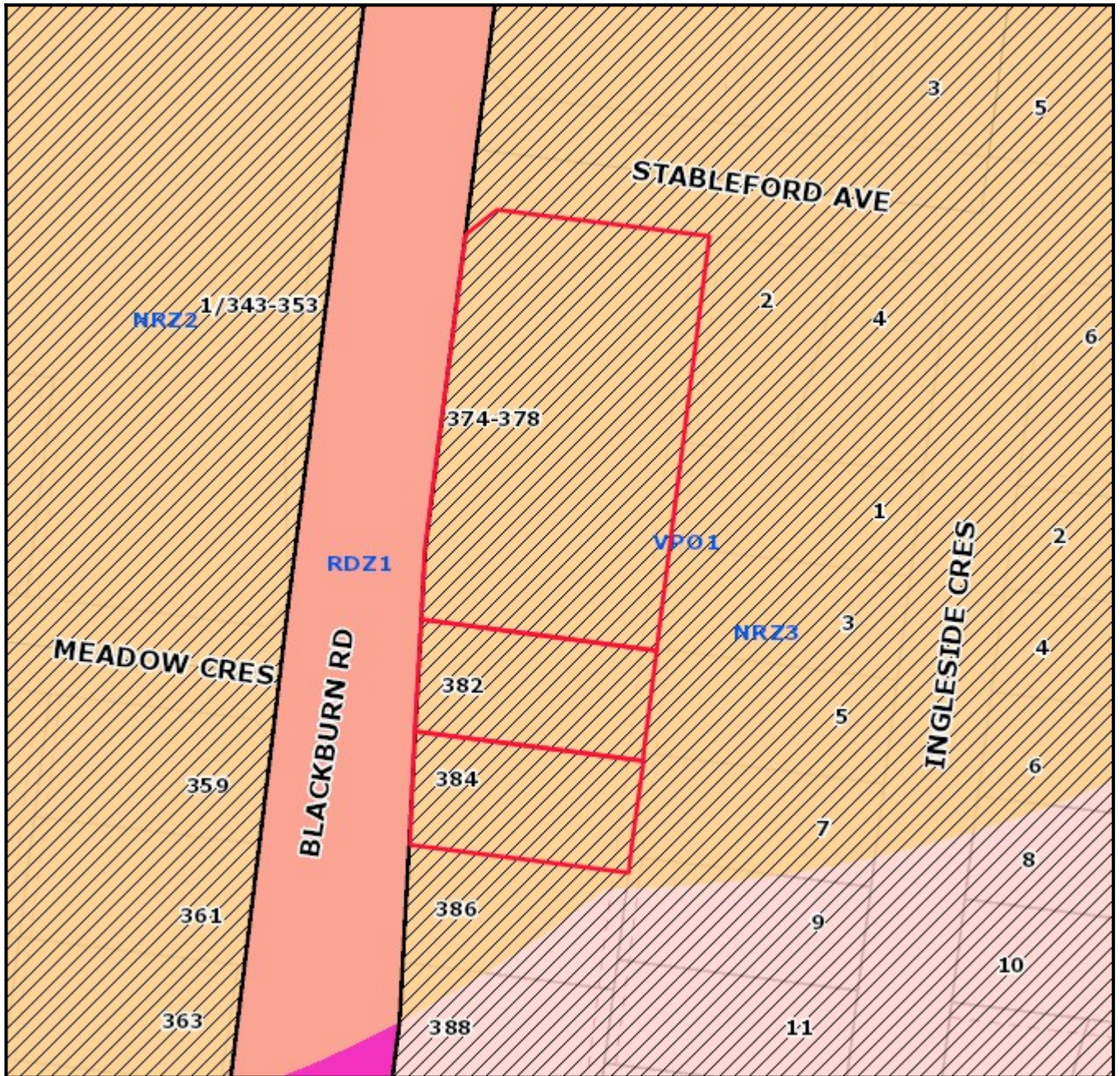
PO Box 76  
Ivanhoe Vic 3079  
Mobile: 0417375707  
Email: botanix@netspace.net.au







# Planning Overlays and Zones



**Legend**

**Planning Zones**

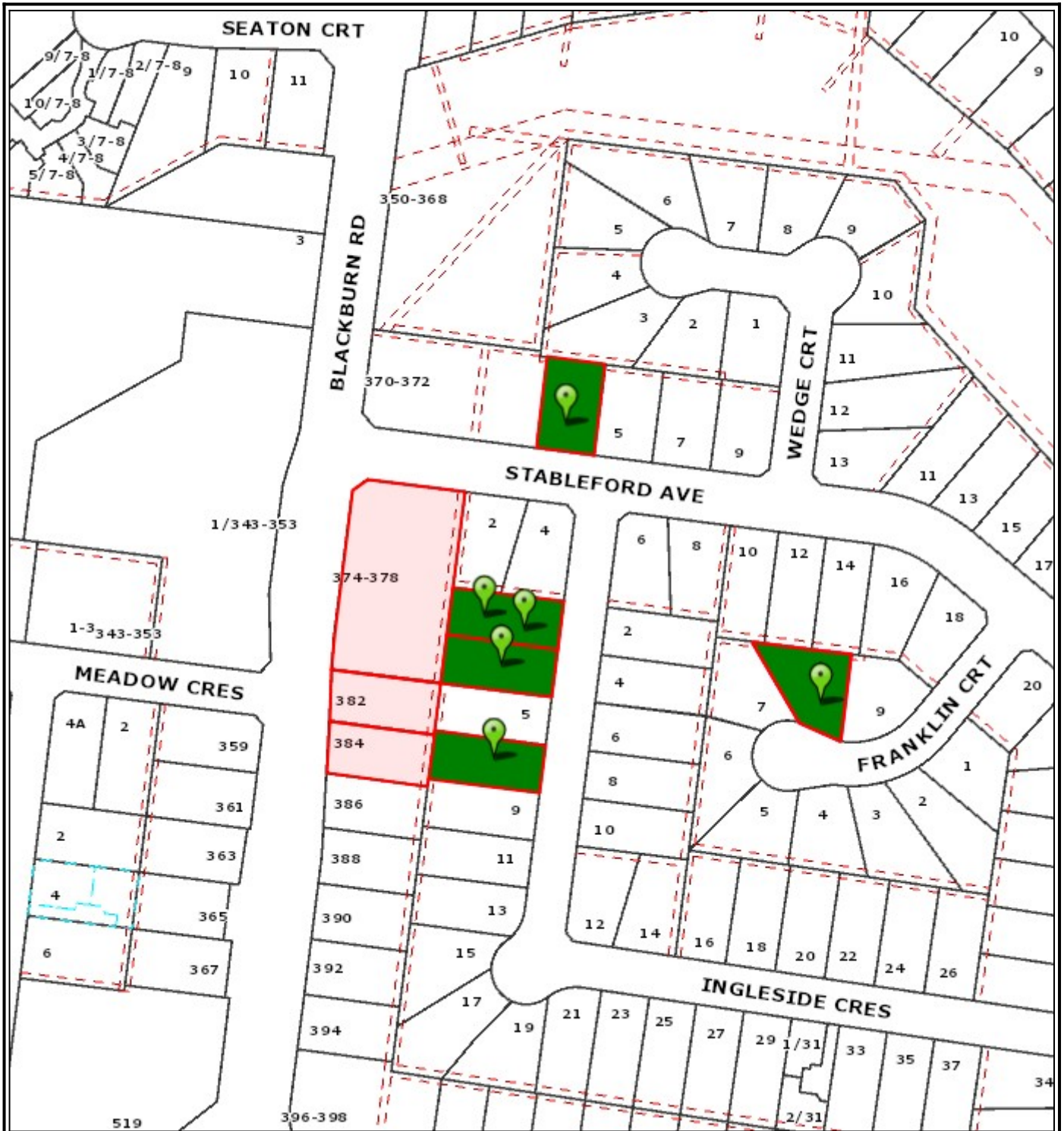

**Planning Overlays**




1:1000

**Address**

374-384 Blackburn Road GLEN WAVERLEY VIC 3150



# Objector Map

Subject land shaded light red. Objector properties shaded dark green and pinpointed. (Not all objector properties shown).

- Railway lines
- Arterial Roads
- Arterial Roads
- Local Roads
- Proposed Roads
- Crown Open Space
- Monash Reserve / Open Space
- Non Monash Open Space
- Pipe Track
- Public Golf Course
- Public Golf Course Crown Open Space
- Monash Region
- Leash Free Areas
- 4 Property & Address No.
- Common Property



1:2000



Copyright © The State of Victoria.  
 Disclaimer:  
 This material may be of assistance to you but the State Government of Victoria and its employees do not guarantee that the publication is without flaw of any kind or is wholly appropriate for your purposes and therefore disclaims all liability for any error, loss or consequences which may arise from any information contained in this material.

Copyright © City of Monash 2008.  
 Disclaimer:  
 This map is for general use only and may not be used as proof of ownership, dimensions or any other status. The user indemnifies the City of Monash against any claims or loss or damage caused or arising out of the use of the information. Use of this site implies the user has read and acknowledges the Terms of Use, copyright, Disclaimer, and the Privacy Statement of the City of Monash.  
<http://www.monash.vic.gov.au/legal/index.htm>

