


## Tree Removals

The table below lists the details of the trees to be removed, including tree location, tree species and condition assessment. For further location details, please refer to the street map outlining all removals, replacements and infill planting. Alternatively, each tree has had a reference tag attached and these tags will correspond to the reference number below for on-site identification.

Ref No.	Street Address	Assessment Outcome	Follow Up Action	Current Tree Species	Tree Condition Assessment (*Useful Life Expectancy <2 Years)	Tree Image
6	34 Saladin Avenue	Tree to be removed	Replacement tree to be planted	<i>Prunus cerasifera Nigra</i>	Useful Life Expectancy <2 Years	
7	43 Saladin Avenue	Tree to be removed	Replacement tree to be planted	<i>Prunus cerasifera Nigra</i>	Useful Life Expectancy <2 Years	
8	46 Saladin Avenue	Tree to be removed	Replacement tree to be planted	<i>Callistemon salignus</i>	Almost dead.	

Ref No.	Street Address	Assessment Outcome	Follow Up Action	Current Tree Species	Tree Condition Assessment (*Useful Life Expectancy <2 Years)	Tree Image
9	46 Saladin Avenue	Tree to be removed	No replacement tree to be planted	<i>Prunus x blireana</i>	Significant decay through tree.	

## Infill Planting Locations




The table below lists the details of the locations where trees will be planted in currently vacant sites along Saladin Avenue, Glen Waverley. For further location details, please refer to the street map outlining all removals, replacements and infill planting.

No.	Street Address	Assessment Outcome	Follow Up Action
1	37 Saladin Avenue	Vacant Site	New tree to be planted
2	37 Saladin Avenue	Vacant Site	New tree to be planted
3	40 Saladin Avenue	Vacant Site	New tree to be planted
4	42 Saladin Avenue	Vacant Site	New tree to be planted
5	45 Saladin Avenue	Vacant Site	New tree to be planted
6	48 Saladin Avenue	Vacant Site	New tree to be planted

# Street Overview

The map below details the removals, replacements and infill plantings. All other trees have been assessed as having more than two years' useful life and will be retained.

### Street Overview Legend

-  Tree to be Removed and Replaced
-  New Tree
-  Tree Removed with No Replacement




## Proposed Tree Species Options

Council’s Street Tree Strategy team has created three (3) options to choose from using the most appropriate species for the location.

### Option 1 – Combination of species


#### Power line side of road

<i>Acer platanoides</i> 'Crimson Sentry' (Crimson Sentry Norway Maple)	
	<p>This is a flashy crimson foliated maple with dense upright branching. It has a compact growth habit with its large crimson leaves in summer turning to gold and orange in autumn. Adds great colour contrast foliage. A small tree with greyish-black bark that is lightly textured.</p>
	<p><b>Mature Size</b></p> <p><b>Height x Width (m):</b> 7m x 4 m</p> <p><b>Form:</b> Upright</p>

#### Non-power line side of road


<i>Quercus palustris</i> 'Green Pillar'	
	<p>The Quercus palustris 'Green Pillar' is a great feature tree due to its form and foliage. Ideal to use where lateral space is restricted. This tree is adaptable to a wide range of conditions including pollution, drought prone areas and will also tolerate sandy or clay soils.</p>
	<p><b>Mature Size</b></p> <p><b>Height x Width (m):</b> 12-16m x 3-5m</p> <p><b>Form:</b> Upright</p>

**Option 2 – Single species (both sides of the road)**

<i>Lagerstroemia indica</i> x <i>L. fauriei</i> 'Sioux' (Sioux Upright Crepe Myrtle)	
	<p>Creating quite the visual impact over a lengthy period, this variety offers masses of intense, pink flowers over summer, followed by stunning, rich foliage colour in tones of yellow, red and orange through autumn, before shedding its leaves. When mature, the bark of this variety will peel, creating a mottled effect to reveal the beautiful caramel-pink colour of its under bark.</p> <p><b>Mature Size</b></p> <p><b>Height x Width (m):</b> 5m x 4 m</p> <p><b>Form:</b> Round</p>

**Option 3 – Combination of species planted in an alternating pattern on both sides of the road**

<i>Zelkova serrata</i> 'Green Vase' (Japanese Zelkova)	
	<p>A deciduous tree with a distinctive bark that can flake and reveal additional colours and textures underneath and leaves that turn in autumn to a rusty-yellow.</p>
<p><b>Mature Size</b></p> <p><b>Height x Width (m):</b>      14m x 10m</p> <p><b>Form:</b>                              Pendulous</p>	

<i>Pyrus calleryana</i> 'Capital' (Ornamental Pear)	
	<p>This tree has a narrow growth habit with luscious shiny green leaves that hang vertically from branches. An attractive curl in the foliage adds further interest and the slender, columnar shape lends itself well to tight spaces. In autumn, leaves turn a purple-red colour and spring brings a beautiful display of lovely white flowers followed by small, russet-coloured fruits.</p>
<p><b>Mature Size</b></p> <p><b>Height x Width (m):</b>      11m x 3m</p> <p><b>Form:</b>                              Fastigate</p>	